

Artificial intelligence and Deep learning towards Health Sector - COVID-19

Bollu Siva Keshava Rao ^a, Cheepu Balakrishna^b

^a Department of CSE, Sree Vahini Institute of Science & Technology, Tiruvuru, A.P., India.

^b Department of CSE, Sai Spurthi Institute of Technology, Sathupally, India.

^a bsivakeshava143@gmail.com, bbalu.cheepu@gmail.com

Article History: Received: 11 January 2021; Revised: 12 February 2021; Accepted: 27 March 2021; Published online: 23 May 2021

Abstract: Conceptual COVID-19 flare-up has placed the entire world in a remarkable difficult circumstance bringing life all throughout the planet to a startling end and asserting great many lives. Because of COVID-19's open out in 212 nations along with domains and expanding quantities of contaminated cases and losses of life scaling to 45, 515,851 and 451,223 (as of June 1 2020), it stays a genuine danger to the general wellbeing framework. This thesis delivers a reaction to battle the infection via Artificial Intelligence. Several Deep Learning strategies turned out to be delineated towards achievement of this objective, which includes Generative Adversarial Networks, Outrageous Learning Machine, in addition to Long/Short Term Memory. This outlines an incorporated bioinformatics perspective inside of which various parts regarding data from a trajectory of organized and indeterminate information sources are assembled in the direction for framing the easy-to-use stages for doctors and analysts. By these Artificial intelligence stages the primary benefit is configured as to enhance the interaction of finding along with researching towards the treatment for COVID-19. The latest linked distributions as well as clinical results were researched with the motivation behind picking data sources and focuses of the organization that could work with coming to a solid Artificial Neural Organization premised device for disputes related to COVID-19. Besides, there exists various certain voices for every stage, comprising of different types of the information, for example, clinical information as well as clinical imaging i.e. pictorial representation which enhances the presentation of the presented perspectives regarding the best reactions enclosed by reasonable exertions.

Keywords:

1. Introduction

The epic Coronavirus assigned Severe Acute Respiratory Syndrome -CoV-2 showed up in December 2019 to start a epidemic of respiratory disease known as COVID-19 which substantiated its own volition as an interesting disease which can arise in different structures as well as levels in respect to seriousness going out of gentle into serious with danger of various organ disappointment also, demise. Out of gentle, static-restricting respiratory parcel sickness into extreme reformist pneumonia along with multiorgan disappointment, as well as demise too. As the pandemic is getting advanced along with increasing number of cases and victims are running into serious respiratory disappointment along with cardiovascular intricacies, many more motivations are to be concerned about the outcomes of the disease. Deciding proper ways to deal with arrive at answers for the Coronavirus related issues have gotten a lot of consideration. Nonetheless, another immense issue that specialists what's more, chiefs need to manage is the steadily expanding up to date, known as large information, that summons them during the time spent fighting against the infection. This justifies how what's more, how much Artificial Intelligence is significant for creating as well as overhauling medical care frameworks on worldwide basis. Man-made intelligence has been as of late

pulled in expanding research endeavors towards settling the unpredictable issues in various elds, including designing, medication, economy, and brain science. Subsequently, a basic circumstance like this requires assembly and saving clinical, calculated and HR and Artificial Intelligence cannot just work with that yet can save the time too i.e. even if we can save one hour of time can lead ending up with saving lives in various areas where Covid has been asserting lives. In addition to the new ubiquity of Man-made intelligence exertion of clinical settings, it has a vital role in diminishing the quantity of unwanted erasures as well as increasing the profitability and coherence in examinations although huge examples were included, and upgraded exactness in forecast and determination are planned. Using enormous information can likewise work with viral movement displaying concentrates in anyone of various country. Examinations results empower various policy makers wellbeing to set up their country anti towards episode of infection as well as settle on very much educated choices. All things considered, while treatment systems, emergency the board, streamlining and improvement finding techniques, for example, clinical imaging and picture preparing strategies could take benefit from Artificial Intelligence which is conceivably fit for making a difference clinical technique, it has not been alluringly utilized what's more, very much suitable to serve medical care frameworks in their struggles at odds with COVID-19. For example, one region that can take exceptional benefit of Artificial Intelligence's valuable information is picture based clinical conclusion through which quick and precise determination of Coronavirus can happen and save lives. Appropriating Simulated intelligence methods to manage COVID-19 related matters can build a bridge between Artificial Intelligence -based techniques and clinical methodologies furthermore, medicines. Man-made intelligence experts'

utilization of Artificial Intelligence stages can support in developing associations amongst different boundaries and advance the cycles towards acquiring ideal outcomes.

In this thesis, our group depends on the detections of latest examination zeroing in on COVID-19 and its different difficulties to sum up and propose an assortment of techniques applicable yet not restricted to high-chance gatherings, the study of disease transmission, radiology and so on. As the paper unfurls, it investigates also, talks about the possibilities of Artificial Intelligence ways to deal with survive Coronavirus related difficulties in area 2. Area 3 of the paper incorporates a show of Artificial Neural Networks-based techniques that can be utilized for huge information examination. Segment 4 shows the conversation, and Section 5 provides the Conclusion.

2. Man-made brainpower Along with COVID-19

The current area centers around the presentation of a few material Artificial Intelligence - based systems that can uphold existing norm strategies for managing COVID-19 in medical care frameworks all throughout the planet. Determined to frontal area the improved adequacy of these systems and methods, their development has been educated by and dependent on the most recent Artificial Intelligence -related distributed clinical upgrades just as the most recent reports on COVID-

19. Consequently, this segment presents thoughts that can improve and accelerate Artificial Neural Networks-based strategies acquiring interaction to upgrade treatment techniques and wellbeing the executives just as acknowledgment and determination. Nonetheless, the ideal viability of Artificial Intelligence devices amidst COVID-19 epidemic relies upon the degree of variant human info along with joint effort in various jobs people play. The information on capacities furthermore, constraints of Artificial Intelligence, nonetheless, stays with information researchers who assume a significant part just on the grounds that they are the ones who code Artificial Intelligence frameworks.

Various strides use Artificial Intelligence -based strategies utilized to beat COVID-19 difficulties are introduced in the flow diagram appeared in Fig.1. The initial step is the arrangement of information which were essential for information prospecting during information understanding,

information readiness and large information. The information being talked about here comprise of clinical data, i.e., clinical reports, records, pictures and other different structures of data that can be changed into information that can be perceived by a machine. Goals of information understanding incorporate recognizes information that ascribes and distinguishing primary attributes like information volume and the all-out number of factors to sum up the information. Prior to preparing and investigation comes information readiness that is the cycle through which crude information are refined and changed over. At the end of the day, it is a cycle where information is reformatted, remedied and joined to advanced information. Gathering, dissecting and utilizing the information like shopper, patient, physical, and clinical information. Closes in huge information. It is at this stage that human mediation, as a piece of Artificial Intelligence strategies, happens and specialists examine and investigate the information to remove the information with nest designs, examples and highlights.

People's commitment at this stage is significant in light of the fact that their insight and possibilities are not accessible to a Machine Learning arrangement that not at all like people can manage colossal informational collections a long way past the degree that people could deal with or notice in a concurrent way. Besides, Deep Learning strategies could be utilized in situations where tremendous or complex information handling challenge Machine Learning or customary methods of information handling. Deep Learning techniques, in Fig. 1 illustrates, are not reliant upon human intercession. Being a part of machine learning, Deep Learning comprises of various levels of calculations which gives an alternate understanding of the information it benefits from.

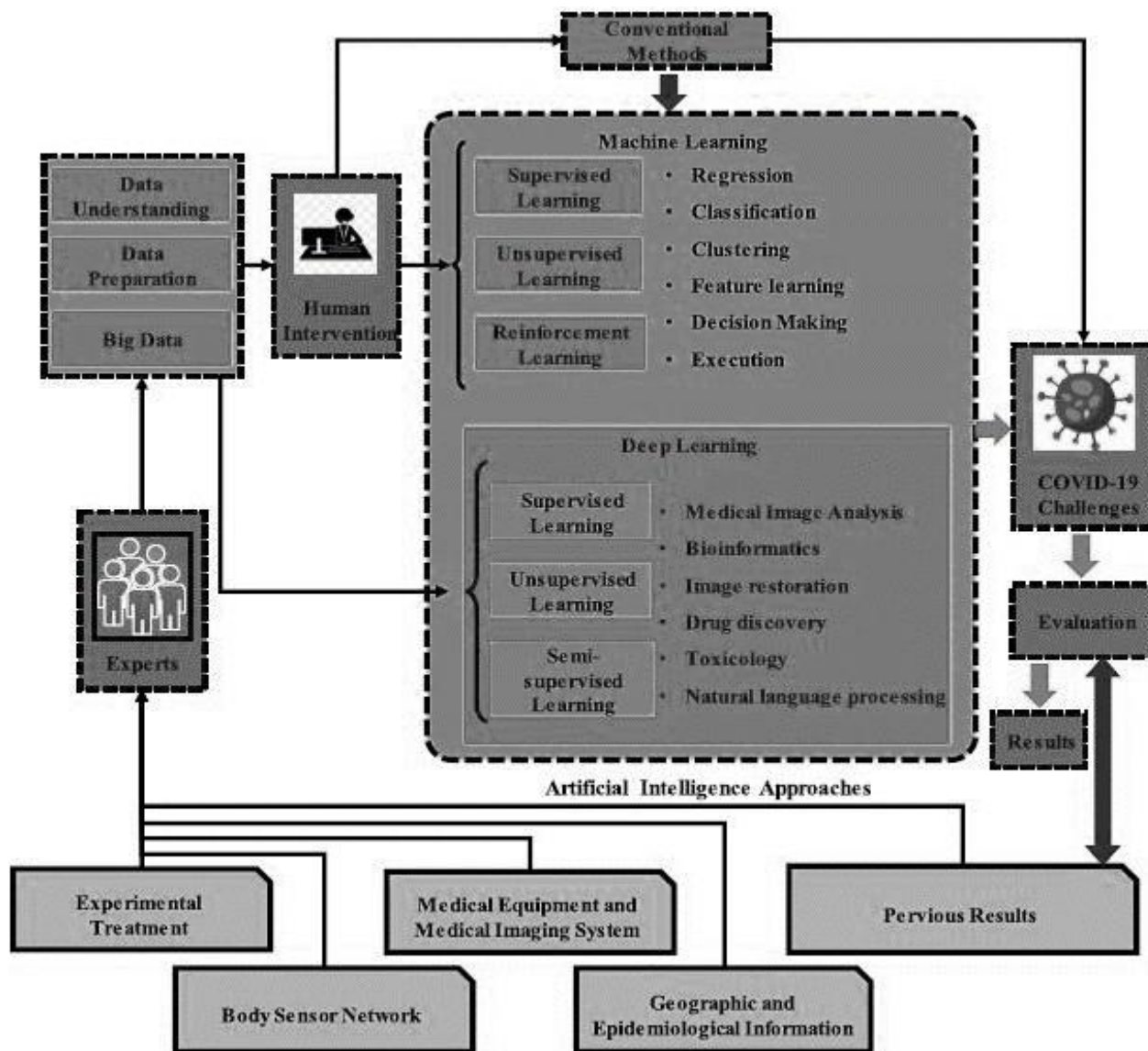


FIG 1. Artificial Intelligence-based methods to deal with COVID-19.

In any case, Deep Learning is principally unique in relation to Machine Learning since it presents information in the framework in an alternate way. Though Deep Learning organizations execute by different levels of Artificial Neural Networks, Machine Learning calculations are typically reliant upon organized information. Not at all like managed realizing which is the errand of learning a capacity planning a contribution to a yield based on model information yield sets, solo learning is checked by least human oversight and could be depicted as such an Artificial Intelligence looking for undetected examples in an informational index where no earlier marks exist. In traditional medication, then again called as allopathic medication, biomedicine, standard medication, customary medication and Western medication, clinical specialists and other expert medical services suppliers like attendants, advisors, and drug specialists use medications, medical procedure or radiation to treat sicknesses and kill indications.

Artificial intelligence can be applied on COVID-19; nonetheless, we target finding the most ideal arrangements COVID-19 related matters have kept greatest difficulties in front of medical care frameworks. In like manner, these arrangements have been ordered into 3 sections, including high- hazard gatherings, flare-up what's more, control, perceiving and analysis.

Fig. 2 shows different uses of Artificial Neural Networks in finding and following the side effects in all the 5 layers. Albeit cycle has been explicitly intended for Coronavirus linked issues which has capacity to use it in various clinical investigations. The information layer, as one of the underlying layer is identified with the information base which is intended for data set acceptance. A rapid different thing is utilized towards combining these things with

principal PC (s). While the data set worker is inexactly coupled through the organization, the information base machine is firmly brought together to the principal Central Processing Unit. Exploiting of a decent number of chips with data set programming data set machines can send colossal bundles of information to the centralized computer. The following layer, determination layer, is planned by a keen Artificial Neural Networks – based selector and has the assignment of embracing the most ideal imaging methods in view of past encounters of the framework. In the event that doctors affirm the choices made by this layer, the suggested strategies in the next layer i.e. third layer which takes the necessary pictures. Thus, one or

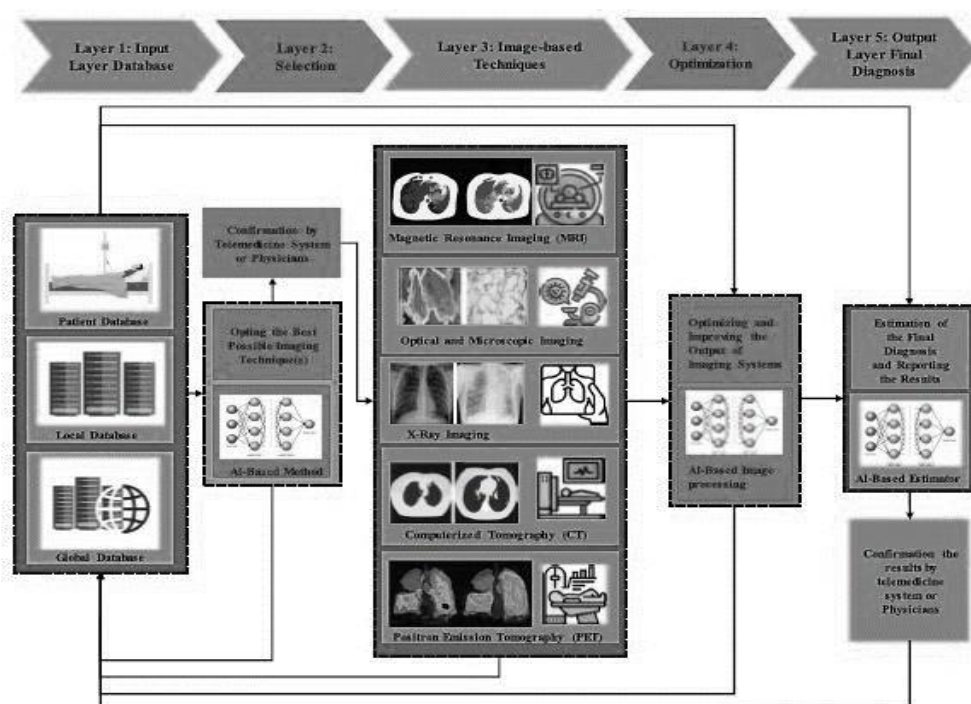


FIG 2. Machine Learning Methods for medical imaging approaches.

a few imaging procedures might be proposed by the recently acquired outcomes. For every quiet, Magnetic Reverberation Imaging, Computed Tomography Scan, positron discharge tomography, Optical. The traditional optical magnifying lens has come to be the prevailing instrument in neurotic assessments. positron discharge tomography sweep that, now and again, recognize infection ahead it can be identified by various other imaging tests, is an important imaging test which decide the organ capacities as well as degree and nature of tissues and organs. In the positron discharge tomography sweep, a radioactive drug is used to research this usefulness.

The next layer committed to the enhancement and advancement of the pictures. To understand a grouping organization that works with separation among COVID-19 along with Influenza-A viral pneumonia, a Deep Learning innovation was utilized for network structure, and the old style ResNet was utilized to separate highlights. The next layer is held for extreme finding dependent on the framework's saved data and is a layer where learning calculations ought to be finished by an Artificial Neural Networks technique. Deep Learning advances, for example, a convolutional neural organization, should be the correct alternative for accomplishing these objectives. The explanation is that this sort of network is conspicuously equipped for disorderly displaying and has broad use in clinical picture handling as well as finding measure.

3. Finest Possible Platform To Speedup:

Traditional ways of Discovering answers for hazard bunches who are affected by COVID-19 is the fundamental worry of the current paper. Since coming to the most ideal outcomes is the fundamental goal, we will attempt to show courses through which Artificial Neural Networks -based strategies could be utilized as corresponding to the regular ones. As recommended, it is important to keep victims included COVID-19 vault that features clinical factors and cardiovascular complexities since it works with the association of the example of cardiovascular complexities, assists creating a danger model for cardiovascular intricacies, and helps with recognition or potentially forecast of the reaction to various sorts of treatment methodologies.

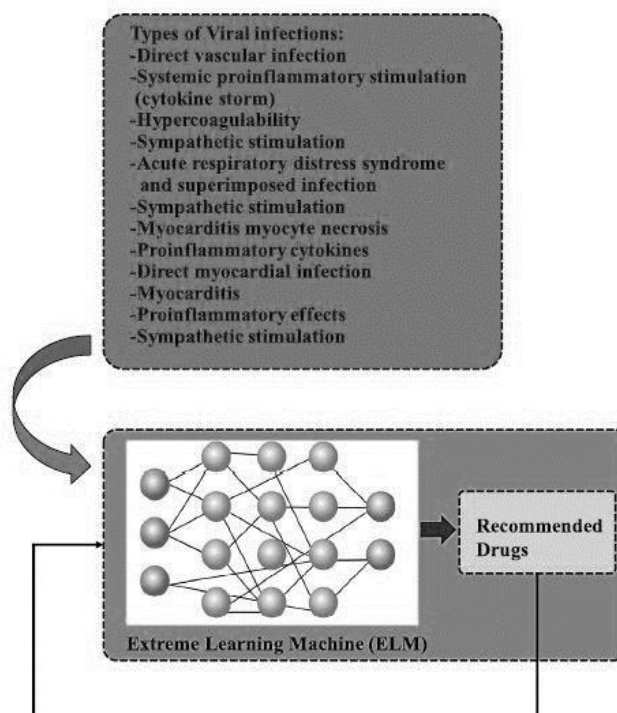


FIG 3. ELM model.

Fig. 3 represents an Extreme Learning Machine model that depends on worked concentrates in to anticipate reasonable medications dependent on people who are included with such cardiovascular entanglements. Extreme Learning Machine Artificial Neural Networks can utilize past models, utilize them for wanted yields. It implies, the directed model occurs by the usage of genuine information. Hence, inspecting different types of viral contamination for past cases, Extreme Learning Machine can recommend the most ideal medications for heart entanglements.

In correlation with customary feedforward network learning calculations like back- engendering calculation, grasping speed in Extreme Learning Machine is an incredibly quicker and acquires better speculation execution. By the by, on numerous events, regular tuning-based calculations require a part of secret neuron than Extreme Learning Machine. There are a few different investigations that have recently examined Extreme Learning Machine with fixed network designs. Following the preparing measure, new information can be anticipated through a tensor then again verification method. As proposed, the Coronavirus causes vascular inflammation, myocarditis, and cardiovascular arrhythmias. Most recommended method relies upon the information that represents to foresee the ways that cardiovascular framework which was influenced by Coronavirus. Consequently, the proposed methodology is equipped for decreasing conceivable cardiovascular intricacies danger. Additionally, it understands the forecast about reaction towards various treatment methodologies on the grounds that it can anticipate the example of cardiovascular entanglements. Consequently, thinking about their properties and different benefits Extreme Learning Machines are suggested for various such issues.

Additional confusion that COVID-19 reasons in the earlier is cardiovascular breakdown, which requires cardiovascular breakdown experts be careful as well as plan an organized way to deal with these sorts of patients and remember them for creating calculations for the care of these patients in beginning phases until general COVID-19 assessments alternatively clinical preliminaries of antiviruses are set up, along more profound comprehension of final phases of the infection is acknowledged. In ordinate utilization of fluid also, drugs, for example, NSAIDs that may transform the equilibrium of salt along with water in older victims, ought to be kept away from. Reference and biomarkers, particularly in high-hazard old patients with basic primary heart sickness ought to be utilized with care and alert. In that capacity, defining and overseeing progressed cardiovascular breakdown in the period of hyper inflammation are significant conflicts for various heart experts.

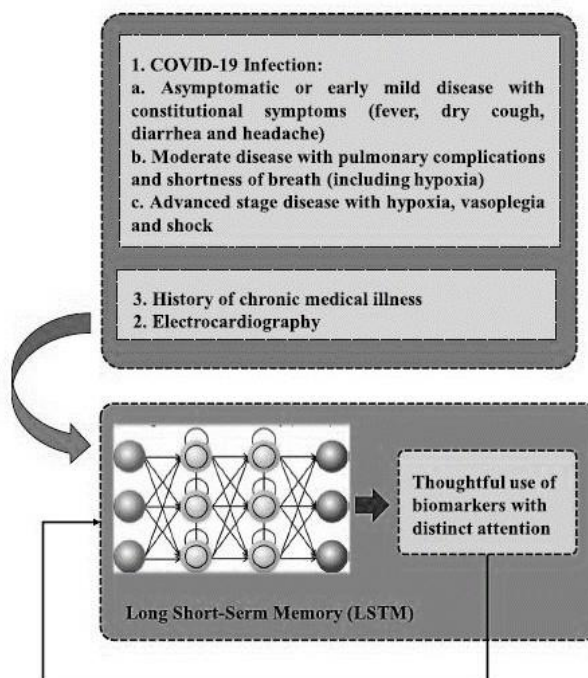


FIG 4. Classifying through Long/Short Term Memory Artificial Neural Networks.

Fig. 4 presents a model that utilizes Long/Short Term Memory network set forward in. This method depends in action fittingly thought about contributions to foresee the best treatment as definitely as could be expected. Being equipped for keeping up long memory, Long/Short Term Memory networks are profitable for understanding arrangements with higher-term examples of obscure span.

Notwithstanding electrocardiography along with history of constant clinical sickness which can support the model preparing measure Gentle, modest and progressed period of COVID-19 contamination can be inspected as sources of info. Utilizing multiplicative entryways that manage persistent mistake ow through the inward conditions of 'memory cells' which are unique units. Long/Short Term Memory neural organizations tackle the issue of vanishing angle in Recurrent Neural Networks Hochreiter and Schmidhuber who were the first to present this were ensued by other people who enlightened and promoted this. Long/Short Term Memory Neural Networks has been famous and progressively utilized in robot control, speed acknowledgment, penmanship acknowledgment, human activity acknowledgment, and so on in the course of recent years, and it has worked completely in discourse acknowledgment and text classification.

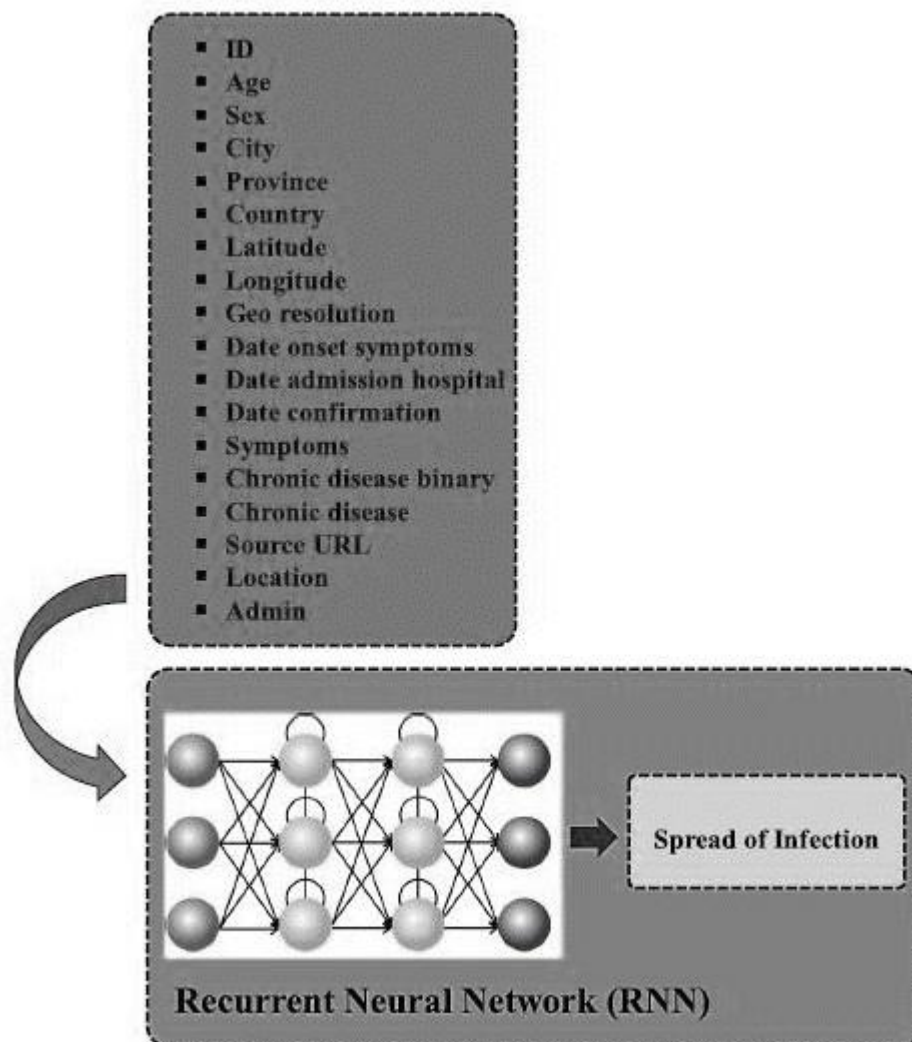


FIG 5. Prediction by Recurrent Neural Network.

Artificial Neural Networks – based strategies are elective methods of foreseeing Coronavirus episode. As indicated by, a portrayal of the elds in the information base is appeared. The ongoing epidemiological information in, have been assembled in a coordinated way to anticipate the disease increase. Fig. 5 outlines on how Deep Learning perspective, which was controlled by Recurrent Neural Networks can foresee these growing of disease related with COVID-19 through clinical and topographical huge information. Contingent upon topographical what's more, clinical information, varieties of Recurrent Neural Networks can be used to anticipate the spread of contamination. Nonetheless, it appears to be that the awesome design to understand the expectations are Long/Short Term Memory network, Gated Recurrent Unit Recurrent Neural Networks, and Clockwork Recurrent Neural Networks. The Recurrent Neural Networks, as then again called Auto Affiliated or Feedback Network, falls in the class of Artificial Neural Networks in which a coordinated cycle is made through associations between units. Being a broadly liked Deep Learning family, Recurrent Neural Networks have prevailing to introduce promising outcomes in a ton of Artificial Intelligence and PC vision undertakings. One significant undertaking to utilize this model, nonetheless, is the quantification of subjective data sources like country and area. Refreshing the model is conceivable in light of the ongoing information by Recurrent Neural Networks with ongoing learning ability. Use of the proposed Artificial Neural Networks model gives the chance for proposing epidemiological model of infection in several fields. The main objective of proposed structure is to enhance the precision and and accelerate the acknowledgment and diversification of the conflicts brought about by the infection by using Deep Learning – dependent strategies.

In spite of the fact that screening, determination, and progress appraisal of Coronavirus have been adequately performed through dependence on radiological assessments, including Computed Tomography Scan and advanced photography, there has been very little related knowledge can support radiologists along with technologists to manage COVID-19 victims. In territories smash by the pandimecy, negative RT-PCR however certain Computed Tomography Scan highlights are important indications of COVID-19 and features the significance for fast

discovery of contamination that gives the local area along with clinicians a superior opportunity to level out the viral widespread. While radiological assessments, for example, processed tomography Computed Tomography Scan has been exhibited as successful techniques for screening and analysis, there is proof that impressive quantities of radiologists and technologists have been tainted while serving COVID-19 patients. Lung Computed Tomography Scan sweeps of pneumonia caused by COVID-19 picture reciprocal, subpleural, ground glass opacities with air bronchograms, ill-defined edges, and a slight prevalence justified lower flap. The picture classification model works with separation of various contaminations regarding their appearance what's more, structure. To get familiar with the estimated area data of the fix on the pneumonic picture, the model utilizes relative distance-from-edge as an additional weight. Albeit the lumbering errand of acquiring an enormous number of clinical pictures for Artificial Intelligence applications is conceivable, specific and expert perusing of symptomatic imaging report that could adeptly address setting, sentence structure, structure, and specific phrasings expected to decipher the imaging is exclusively left with radiologists who could remove indicative data from pictures and make them accessible as organized names for the utilization of the Artificial Intelligence model preparing.

The initial instance talked about the cycle of representation also, identification of new human Coronavirus. In any case, a latest report has mentioned that underlying spread of human respiratory discharges onto human aviation route epithelial

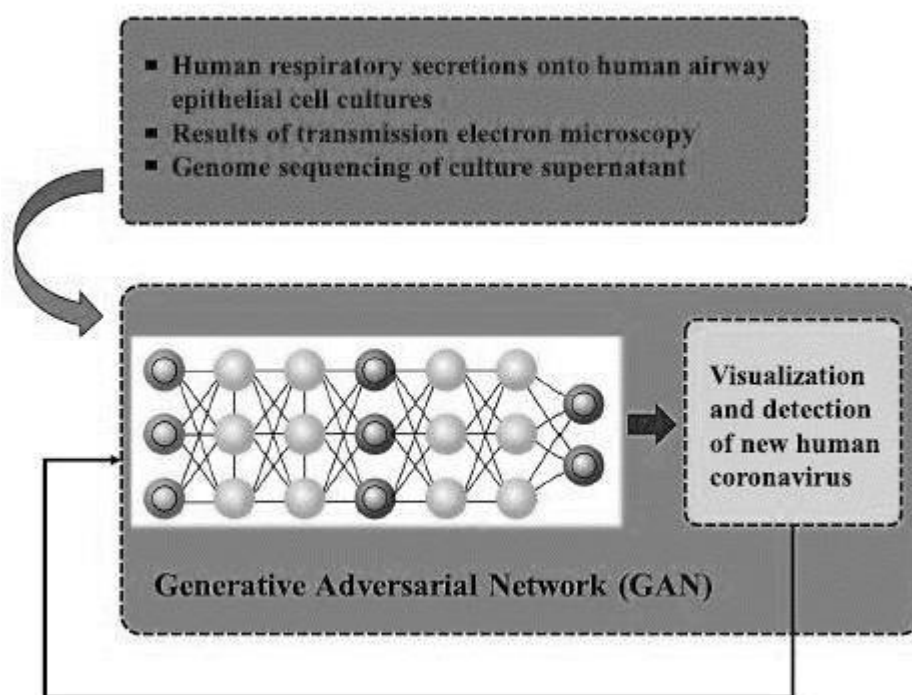


FIG 6. Application of Generative Adversarial Network for visualization and detection.

cell societies alongside to send electron microscopy also, entire genome ordering of culture supernatant must be used to picture and distinguish new human COVID that has the chance of resting anonymous by customary perspectives. As exhibits contamination brought about by Coronavirus can harm human aviation route epithelial cells. It is likewise showed that picturing and distinguishing new human Covid should be possible through utilizing the impacts of the human respiratory emissions on the human aviation route alongside the consequences of transmission electron microscopy, and genome sequencing of culture the supernatant. Fig. 6 portrays the proffered neural organization model as well as the Generative Adversarial Network. To investigate electron microscopy pictures, highlight extraction procedure can be embraced. Generative Adversarial Networks are a unique sort of neural organization model in which two organizations are prepared at a similar time while one is centered around producing pictures, and the other performs separating. Generative Adversarial Networks can address these issues through powerful displaying of the inactive dispersion of the preparation information. Generative Adversarial Networks have effectively been applied to picture to-picture interpretation, division furthermore, numerous other subfields of clinical picture registering. In light of its handiness in checking space shift, and adequacy in producing new picture tests, the antagonistic preparing plan has as of late pulled in a ton of consideration. This model has accomplished cutting edge execution in a ton of undertakings, in particular content to-picture union, super-resolution, and picture to-picture interpretation. Those are identified with producing pictures. Another issue to be

settled by Artificial Neural Networks-based methodologies is assessing the degree of cardiovascular inclusion. Reference contends that COVID-19 infection is a significant reason for myocarditis. Contemplated cardiovascular association as a COVID-19 contamination able of making serious intense respiratory condition finish up that the acknowledgment of intense myocarditis' relationship with Coronavirus by the scientific local area will be helpful in checking influenced victims in an exacting way and could help general wellbeing administrators in going to a superior agreement of such perilous difficulties. Appropriately, depending on the findings and proposition of, a Long/Short Term Memory organization is advanced for the assessment of COVID-19 related heart inclusion. Taking into account that in feedforward neural networks signals are permitted to simply move one way going ahead from the contribution to the yield. we like Recurrent Neural Networks on the grounds that they permit signs to travel the two different ways presenting circles in the organization permitting inner

associations among covered up units. As opposed to feedforward neural network, a Recurrent Neural Networks measures the consecutive contributions through a repetitive secret state where actuation at each progression is reliant upon the past one; thus, the capacity of the organization to show dynamic worldly conduct. Fig. 7 records the highlights from Tesla cardiovascular attractive reverberation imaging that can be used for model preparing.

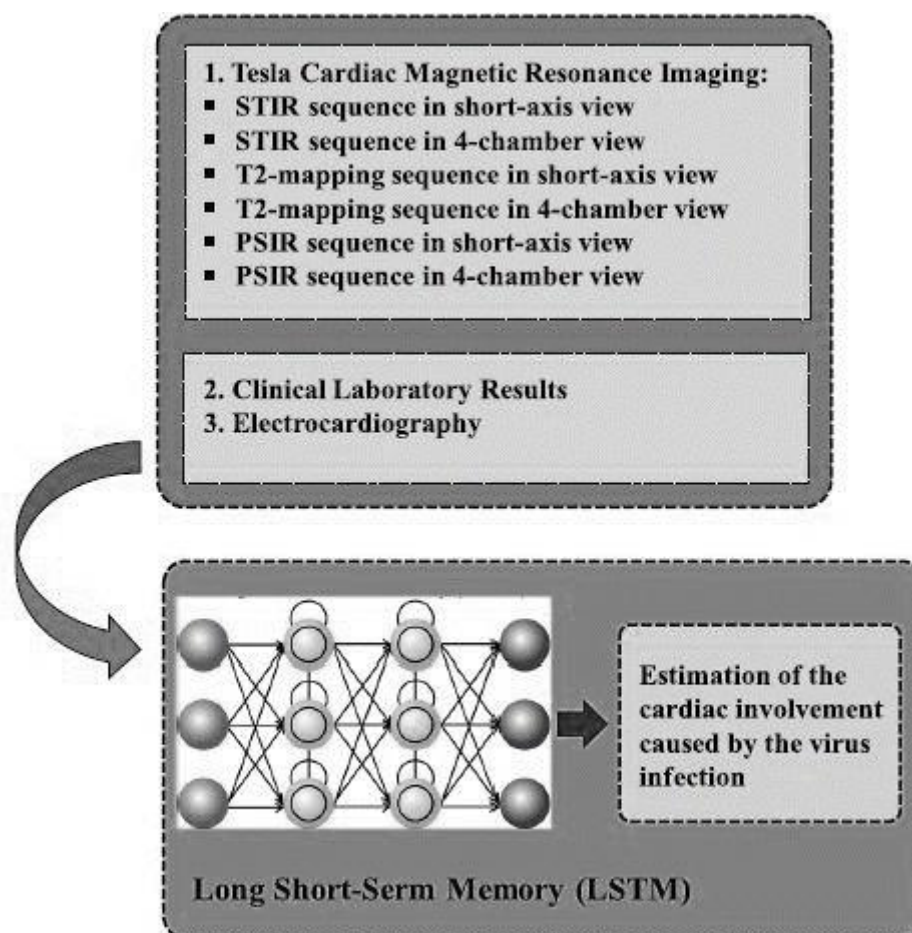


FIG 7. Estimation of cardiac involvement caused by the virus infection.

Additionally, an Artificial Intelligence-based model exists to assess the conduct of Remdesivir just as some clinical boundaries. As noted in, recommend contrasted with patients with high popular replication also, fundamental infection spread, victims with a aggressive load decline in the superior respiratory lot might require different helpful methodologies relying upon viral energy observing, might be required. Nonetheless, because of the modest number of patients for this situation information investigation be done circumspectly. Examined clinical and natural information of five COVID-19 victims. To gauge the conduct of Remdesivir, virostatic prescription for post-disease treatment for Coronavirus, in medicines of the patients just as emergency clinic stay, Intensive Care Unit stays and indicative time, clinical information of these victims including persistent clinical sickness or history of ongoing clinical ailment, indications, age and sexual orientation and tests results on clinic affirmation are used. By and by, the quantities of patients were not sufficient for Extreme Learning Machine organization. Extreme Learning Machine is by and large a most un-square based learning calculation for "summed up" single secret layer feedforward networks, is valuable for assessing relapse issue or grouping undertakings.

While input loads (connecting the information layer to the covered-up layer) and covered up predispositions in Extreme Learning Machine are chosen in a discretionary way, the yield loads (connecting the secret layer to the yield layer) are resolved in an insightful way also, using Moore- Penrose summed up backwards. In this manner, Extreme Learning Machine method can be utilized to prepare the proposed model. The proposed referenced Extreme Learning Machine method is portrayed in Fig. 8.

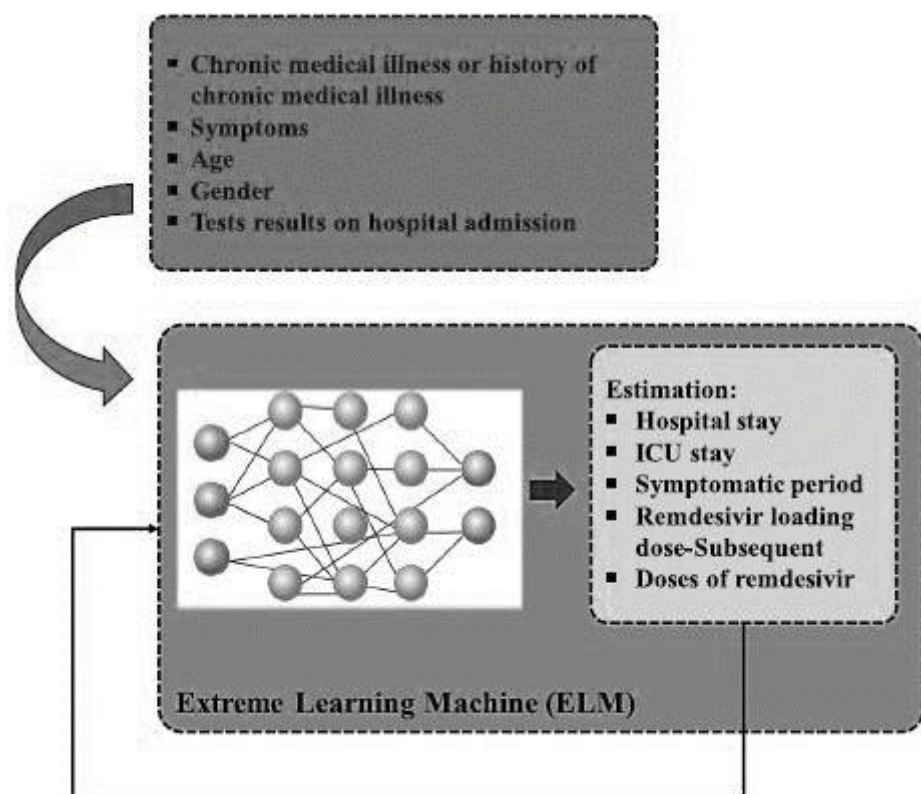


FIG 8. Estimation of Remdesivir drug behavior on the patient's treatments using Extreme Learning Machine

We suggest a model prepared by Generative Adversarial Network for viral gastrointestinal disease likelihood assessment in the last piece of the conclusion framework. Proof for gastrointestinal contamination of Severe Acute Respiratory Syndrome -CoV-2 and the chance of fecal-oral transmission course is given. The spread of the infection from tainted to uninfected cells makes viral- explicit target cells or on the other hand organs the primary job major part in deciding the viral dissemination courses. The initial step of viral disease is the receptor-interceded viral passage into the getting cell. Furthermore, ACE2, which is infrequently communicated in the esophageal epithelium, bounteously conveyed in cilia of glandular epithelia.

Notwithstanding, even after regrettable change of the viral Ribo Nucleic Acid in respiratory lot more than 21% of Severe Acute Respiratory Syndrome -CoV-2 victims present positive viral Ribo Nucleic Acid in defecation which means that viral gastrointestinal contamination and the chance of fecal-oral dissemination that can in any case happen after viral leeway in the respiratory lot.

In this way, routine rRT-PCR testing for Severe Acute Respiratory Syndrome -CoV-2 from defecation is enthusiastically suggested on account of Severe Acute Respiratory Syndrome -CoV-2 patients. Moreover, on the off chance that rRT-PCR testing illustrated positive defecation test, dissemination-premised precautionary measures for hospitalized Severe Acute Respiratory Syndrome

-CoV-2 patients ought to be set up. Examines the gastrointestinal disease caused by COVID. Coronavirus related gastrointestinal disease in this examination is confirmed by an assortment of

pictures of histological furthermore, immunofluorescent staining of rectum, duodenum, stomach and throat. All these images were the yield of laser checking confocal microscopy.

A Generative Adversarial Network organization to anticipate viral gastrointestinal contamination likelihood should be possible through the extraction of the element from these pictures to help victims during the time spent their treatment. Fig. 9 represents the method of a choice to proceed alternatively on the other hand cease

transmission-based insurances for hospitalized Severe Acute Respiratory Syndrome-CoV-2 patients is subject to rRT-PCR testing for Severe Acute Respiratory Syndrome-CoV-2. The Generative Adversarial Networks generative cycle, which projects a standard circulation to difficult high-dimensional genuine information dissemination withstands higher that to when thought about to most biased undertakings (e.g., diversification and grouping). Notwithstanding picture age assignments, Generative Adversarial Networks have been acquainted with assignments, like video age, visual following, area adaption, hashing coding, and include learning.

Generative Adversarial Networks are of two distinct clients in clinical imaging. With their attention on the generative angle, they work with investigation and disclosure of the fundamental construction of preparing information and help with figuring out how to create new pictures. With their emphasis on the biased viewpoint, where the discriminator D can be viewed as a learned earlier for typical pictures that they can be utilized as a regularize or indicator when introduced with unusual pictures.

Earlier, disseminating of COVID-19 victims is by all accounts viably overseen through Deep Learning models exhibited in this research that can be a viably supportive beneficial analytic technique for clinical specialists in close contact with patients.

4. Conversation:

Zeroing the chance of the Artificial Neural Networks application for investigating COVID-19-related disease issues, for example, high-hazard patients, control of the episode, perceiving and radiology, we utilized Recurrent Neural Networks, Long / Short Term Memory, Generative Adversarial Networks and Extreme Learning Machine to propose a few Artificial Intelligence-based techniques. Progressed Artificial Intelligence calculations can coordinate and examine enormous scope information associated with COVID-19 patients to work with a more profound arrangement of viral spread example, to enhance the speed and exactness of determination, grow new, powerful helpful methodologies, furthermore, even distinguish people who, contingent upon their hereditary furthermore, physiological highlights, are generally vulnerable to the infection. In spite of much acclaim that such information has gotten in light of its job in improving efficiency, profitability and measures in various areas, it has been censured for its modest number of clients who gather, store, deal with the information and approach them. Notwithstanding, as Heyman looks after

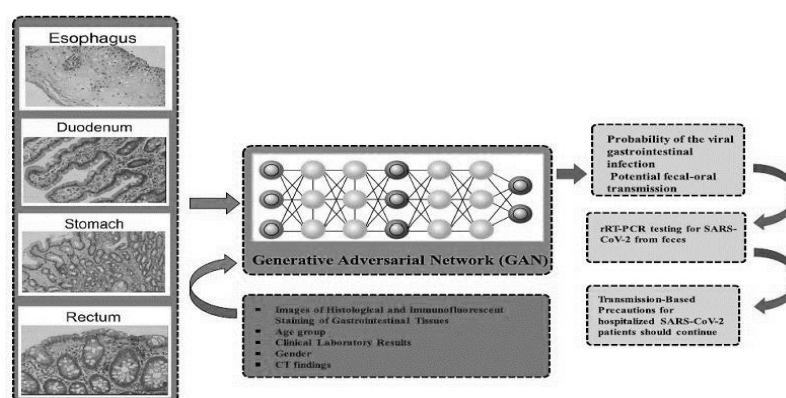


FIGURE 9. procedure for viral gastrointestinal infection probability estimation.

Artificial Intelligence process it conceivable to inform when wrong things(errors) are going on, or then again moves are made in regards to COVID-19 since it screens and gathers information coming from web-based media, newsfeeds, what's more, aircraft tagging frameworks.

An enormous majority of different data coming from the latest headway and distributions in the pertinent case can be covered by the proposed techniques. By the by, while an assortment of sources of info exist, clinical information stays as the input shared by practically every one of the strategies. With regards to bunches that are noticed as very high danger, outlining COVID-19 victim's clinical qualities all through parturientcy or infection time is especially significant. The method suggested is mostly centered around victims with cardiovascular breakdown around the hyper- inflammation period of the ailment and people for whom precise chronicles of the clinical factors as well as cardiovascular difficulties endure. These thoughts, nonetheless, yield themselves to be reached out to other high-hazard victims since there are similitudes among the construction of Machine Learning or then again Deep Learning procedures in complex information assessment and forecast. Extreme Learning Machine calculation is proposed for foreseeing reasonable medications since it is exceptionally worthwhile in critical thinking, however the inclination-premised learning calculations like back-proliferation were acceptable to

feedforward neural organizations plus multiple secret layers. On account of single hidden layer feedforward networks, the current type of the Extreme Learning Machine calculation is legitimate.

We suggested a Long / Short Term Memory prepared model for the next case, which is the diversification of the bestest treatment technique. Long / Short Term Memory networks appear to be acceptable alternatives for classification, cycle, and forecast by time arrangement information on the grounds that slacks of obscure length may occur between major occasions in a period arrangement. Detonating and evaporating slope issues that may show up in preparing customary Recurrent Neural Networks can be successfully managed by Long / Short Term Memory's which is end up being a working device in situations where successions exist in light of the fact that in such cases the importance of term is reliant upon the past term. Foreseeing the study of disease transmission and episode by Artificial Intelligence was another subject examined in this paper. The model that we proposed here depends on Recurrent Neural Networks with a far-reaching set of sources of info that can be finished by the information base introduced in. Recurrent Neural Networks can be viewed as a class of Artificial Neural Networks in which a coordinated chart along a worldly arrangement is framed by associations between hubs making the show of worldly dynamic conduct conceivable. Recurrent Neural Networks forecast of things to come is manipulated by their recollecting of previous occasions previously understanding the fundamental connection of information while attempting to arrive at secret levels Recurrent Neural Networks work in a circle. Inspecting that Imaging workflows can move propels in machine learning strategies equipped for helping radiologists who look for an examination of difficult imaging and text information, we depicted models that can break down clinical imaging working with the consummation of a cycle that perceives COVID-19-related diseases. Concerning the plague territory, we clarified that Coronavirus could be the situation when negative RT-PCR and positive Computed Tomography Scan are set up. Thinking about the significance of quick identification of the viral contamination that can significantly assist with more compelling influence of the viral spread, clinical and cultural ramifications of this contention can't be overlooked. Radiological assessments, for example, processed tomography Computed Tomography Scan, were talked about as compelling techniques to screen and analyze contamination. It was likewise referenced that an impressive number of radiologists as well as technologists have been tainted in the interaction of analyzing COVID-19 victims. COVID19 pneumonia is generally observed on lung Computed Tomography Scan checks as respective, subpleural, ground glass opacities with air bronchograms, ill- defined edges, and a slight power justified lower flap.

In the initial instance of perceiving, representation and discovery of new human Coronavirus by the Generative Adversarial Networks, the contributions of the proposed network comprise of the impacts of the human respiratory emissions on the human aviation route, consequences of transference electron microscopy, and genome sequencing of culture supernatant.

This is imperative to underscore that COVID-19 is famous towards fast crumbling the capacity of respiratory framework that regularly occurs in the next seven day stretch of infection; consequently, the present wellbeing of the victim(patients) can't be an ensure that they were not hit by the infection as well as wellbeing network guidance must be viewed appropriately. This features the significance of using a successful Artificial Neural Networks-based strategy in picturing and recognizing new human Coronavirus. While preparing a set is given to this method, it figures out how to create new information while it utilizes similar insights as the preparation set. It is likewise exhibited that Generative Adversarial Networks are valuable for semi-administered learning, completely directed learning and support learning. While Generative Adversarial Networks figure out how to plan from an idle space to an information appropriation of interest, the contrsting network separates competitors that the generator makes from the genuine information appropriation. The second instance of perceiving incorporates a Long / Short Term Memory approach that gauges cardiovascular contribution brought about by the infection contamination. Long / Short Term Memory units come with various models. One normal engineering comprises of one cell along with three "controllers" or data flow gates which resides inside the Long / Short Term Memory unit: an information entryway, a yield door and a disregard entryway. Monitoring the conditions between the components in the information arrangement is finished by the cell. While controlling the degree of another worth ow into the cell which is an obligation of information entryway., degree to such a worth stays in the cell is constrained by neglect entryway, along with the degree to which the worth in the cell is utilized to figure the yield initiation of the Long / Short Term Memory unit is constrained by the yield entryway. It is suggested, nonetheless, that in the third instance of perceiving, Extreme Learning Machine network does the assessment of Remdesivir's conduct in quiet's medicines, emergency clinic stay, Intensive Care Unit stay what's more, suggestive period. By and large, the discovery character of neural organizations and Extreme Learning Machine network are significant worries that put engineers careful with regards to application in hazardous robotization assignments.

Be that as it may, there are an assortment of procedures accessible, such as lessening the reliance on arbitrary contribution, to perspect this specific conflict. In the endmost instance of perceiving a Generative Adversarial Networks estimates the likelihood of viral gastrointestinal contamination. Up-and-comer age is finished by the generative organization, and assessment of the applicant is finished by the biased organization. The challenge

works in wording of information appropriations. While the generative organization figures out how to map from a dormant space to an information appropriation of interest, the biased organization separates applicants that the generator makes from the genuine information conveyance and henceforth the advantages of utilizing this trademark to an inexact viral gastrointestinal contamination.

Albeit suggested strategies haven't been used however to assess their adequacy, there are numerous clinical reports and substantial wellsprings of data demonstrated the efficiency furthermore, exactness of these strategies in a wide range of sorts of comparative illnesses. The main outcome here is to sum up such solid strategies' dependent on the attributes of Coronavirus.

5. Conclusion:

The presented calculated designs and stages in the analysis eld of Artificial Intelligence -rooted methods, that were reasonable towards managing COVID-19 cases, have been concentrated in this thesis. Various methods were created, fusing Coronavirus' symptomatic frameworks, like Recurrent Neural Networks, Long / Short Term Memory, Generative Adversarial Networks, and Extreme Learning Machine. The geological issues, high-hazard individuals, furthermore, perceiving and radiology were the primary issues with Coronavirus and have been examined and talked about in this work. Likewise, we showed a component for choosing the fitting models of assessment and forecast of wanted boundaries utilizing various clinical and non-clinical datasets. Considering these stages helps Artificial Intelligence specialists to examine enormous datasets and help doctors train machines, set calculations or on the other hand improve the dissected information for managing the infection with much more speed as well as accuracy. We examined that they are attractive in view of their capacity for making a work station while Artificial Intelligence specialists and doctors could work next to each other. In any case, it ought to be noted while Artificial Intelligence speeds up the strategies to prevail Coronavirus, genuine analyses ought to happen on the grounds that a full comprehension of benefits and constraints of Artificial Intelligence-based strategies for COVID-19 is yet to be accomplished, and novel outlook must be set up for issues of this level of intricacy. Prevailing in the battle anti towards COVID-19 within its inevitable downfall is profoundly reliant upon developing an arms stockpile of stages, strategies, outlook, and instruments that merge to accomplish the looked-for objectives and acknowledge saving abundant lives.

References

1. Artificial Intelligence – A Modern Approach (3rd Edition), By – Stuart Russell and Peter Norvig
2. Artificial Intelligence Engines: A Tutorial Introduction to the Mathematics of Deep Learning, James V Stone
3. Artificial Intelligence and Machine Learning, by Chandra S.S.V.
4. DATA MINING Concepts and Techniques, 3rd Edition, by Jiawei Han, Micheline Kamber, Jian Pei.
5. DEEP MEDICINE How Artificial Intelligence can make Healthcare Human Again, by ERIC TOPOL.
6. Machine Learning and AI for Healthcare Big Data for improved Health Outcomes, by Arjun Panesar.
7. Demystifying big data and machine learning for healthcare P Natarajan, JC Frenzel, DH Smaltz - 2017
8. Big Data Analytics in Healthcare: A Critical Analysis, by Dibya Jyothi Bora.
9. Big Data Analytics in Bioinformatics and Healthcare, by Baoying Wang (Waynesburg University, USA), Ruowang Li (Pennsylvania State University, USA) and William Perrizo (North Dakota State University, USA)
10. Bioinformatics, System Biology and Big Data Analysis, by Dr. Neetu Jabalia. N. Jaya Lakshmi.
11. Biomedical Informatics Computer Applications in Health Care and Biomedicine, by Shortlife, Edward H., Cimino, James J. (Eds.).
12. Artificial Intelligence and Deep Learning, by Dr. Jagreet Kaur, Navadeep Singh Gill.
13. Neural Networks, by Satheesh Kumar.
14. Deep Learning Techniques for Biomedical and Health Informatics, by Sujata Das – Biswa Raja Acharya – Mamata Mittal – Ajith Abraham – Arpad Kelemen.
15. Diagnostic Strategies for COVID – 19 and other Coronaviruses, by Chandra, Pranjal, Roy, Sharmili (Eds.).