

## **Exploring The Robustness Of Digital Watermarking Algorithms Based On Transform Function And Machine Learning**

<sup>1</sup>Rakesh Kumar Verma, <sup>2</sup>Dr. Shiv Kumar, <sup>3</sup>Dr. Varsha Namdeo

<sup>1</sup>Computer Science & Engineering  
Sarvepalli Radhakrishnan University  
[v.rakesh13@gmail.com](mailto:v.rakesh13@gmail.com)

<sup>2</sup>Computer Science & Engineering  
Sarvepalli Radhakrishnan University  
[sivakum.slm09@gmail.com](mailto:sivakum.slm09@gmail.com)

<sup>3</sup>Computer Science & Engineering  
Sarvepalli Radhakrishnan University  
[varsha\\_namdeo@yahoo.com](mailto:varsha_namdeo@yahoo.com)

**Article History:** Received: 11 January 2021; Revised: 12 February 2021; Accepted: 27 March 2021; Published online: 10 May 2021

---

**Abstract:** The robustness of digital watermarking algorithms is a critical factor for analysing the security of digital multimedia. The increasing utility of digital multimedia in every filed area of business needed copyright protection. Copyright protection is the intergluteal property of digital assets. The strength of robustness used various algorithms and methods in current research trends of digital data security. This paper explores the robustness of digital image watermarking using transform function and machine learning. The machine learning-based digital watermarking techniques uplift the strength of security. The machine learning algorithm's primary issue is the transformation and mapping of digital image data for the conversion of digital image data using the process of transform function. The utility of the transform function is very high in the area of image processing. The transform function is directly applied in image compression, pattern recognition, and many more. In digital watermarking, the transform function provides security and compression of data—the combination of transform function and machine learning born a new dimension of digital image watermarking. The analysis of watermarking algorithms used MATLAB software and reputed image data based on empirical parameters for performance.

---

**Keywords:** - Digital Watermarking, Robustness, Transform Function, Machine Learning, Security, Attack MATLAB.

---

### **Introduction**

The current age of information technology is data-oriented; the maximum ratio of data is multimedia in the image, video, audio, and a combination of these formats. Security and ownership of digital data is a significant issue; for this used digital watermarking algorithms. Digital watermarking techniques provide the copyright protection of digital data[1]. The robustness of copyright protection depends on the complexity and process of techniques in current research trends using various methods and models based on transform function and machine learning. The machine learning algorithms provide the imperceptibility strength of the digital watermarking algorithm. The security and robustness depend on watermarking embedding ways. The process of watermarking is divided into two different scenarios; one is pixel-based, and the other is frequency-based[2,3]. The pixel-based watermarking algorithm is fast but weak in terms of security concern—the primary secured digital watermarking algorithm based on the frequency domain. The frequency-domain provides various transform functions such as DCT, DWT, FFT, and IWT. This transform function gives strength of watermarking algorithms. The objective of watermarking is security, capacity and robustness, this objective of watermarking provides user confidence for the transmission of multimedia data over the communication network. The capacity of watermarking deals with size of data. The security of watermarking provides the authentication and authorization of user for the access of digital data. The factor of robustness provides the strength against tampering and geometrical attack. The tampering and geometrical attack is major concern factor in design of digital watermarking algorithms. In this paper simulation analysis of transform-based algorithms and machine learning based algorithms. The discrete cosine transforms (DCT) first time used in 1974 for digital watermarking algorithm[4]. The DCT algorithm work in fashion of coefficient for embedding of digital watermarking. The robustness of DCT based transform function is poor against geometrical attacks. Exploding of more transform function such as DWT, FFT and some other transform functions, the DWT transform function is more reliable than DCT transform function. The DWT transform function provides the layer wise decomposition of digital image data. The layer divided into higher frequency and lower frequency[5, 6]. The processing of digital watermarking algorithms in lower frequency. The impulsive noise of transform function compromised with security threats and decreases the value of robustness. Machine learning

algorithms improved the robustness and imperceptibility of digital watermarking algorithm. Machine learning algorithms derived various clustering and classification algorithms with transform function provides great potential for digital watermarking algorithms[7]. The process of algorithm design multiple objective kernel function for the optimization features of digital image[8]. The rest of paper describe as in section II. Related work. In section III. Analysis of algorithms of digital algorithms and finally describe conclusion and future work.

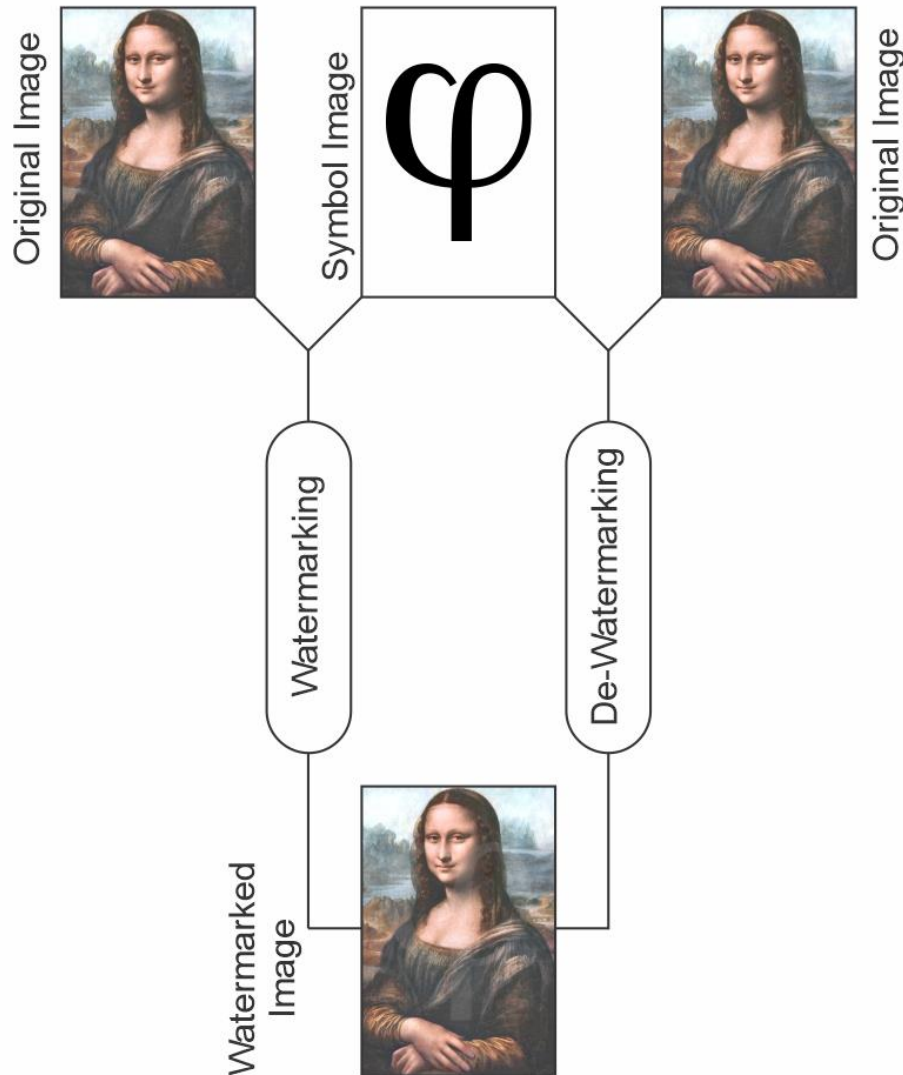


Figure 1: Watermarking and de-watermarking process diagram.

## II. Related Work

Abdelhakim Assem Mahmoud Et al. [1] a watermark inserting plan is planned in the Discrete Cosine Transform area, which give a legitimate strength against basic watermarking assaults. At that point, a preparation procedure is performed through choosing set of pictures whereupon the watermarking is applied and improved utilizing the Artificial Bee Colony calculation. Perception information is gathered, which incorporates the ideal quality qualities alongside the element vectors that speak to the preparation pictures. The highlights, of a picture, are removed by ascertaining the advancement wellness work at various estimations of the installing quality. At last, new arrangement of pictures are picked to be watermarked utilizing the ideal implanting parameters that are anticipated through the K-Nearest Neighborhood relapse strategy.

Liu Shuai Et al. [2] the creators build up a computerized watermarking calculation dependent on a fractal encoding technique and the discrete cosine change (DCT). The talked about strategy joins fractal encoding technique and DCT strategy for twofold encryptions to improve customary DCT strategy. The picture is encoded by fractal encoding as the main encryption, and afterward encoded parameters are utilized in DCT technique as the subsequent encryption. To start with, the fractal encoding technique is embraced to encode a private picture with private scales. Encoding parameters are applied as advanced watermarking. At that point, computerized watermarking is added to the first picture to reversibly utilizing DCT, which implies the creators can separate the

private picture from the bearer picture with private encoding scales. At long last, assaulting tests are done on the transporter picture by utilizing a few assaulting techniques.

Huang Xiaonan Et al. [3] Researchers talked about another output chain based watermarking plan that can be utilized independent as a sensibly powerful copyright assurance of hard IP center. During the procedure of sweep chain requesting for test power advancement, the watermark bits oblige the expense of one association style over the other for specific pairings of sweep cells in the minimization procedure relying upon the yield of the IP center under the picked test vector for watermark check. Hence, the watermark is better muddled since both association styles are conceivable to be chosen at the watermarked areas. Common assault situations are talked about and their exploratory outcomes show that solid creation can be accomplished with low overhead on test power brought about.

Khazraei Amir Et al. [4] the issue of recognizing replay assault in a homogeneous multi specialist framework is tended to. Data trade among the operators is under system topology and every specialist is controlled to fulfill both nearby and worldwide goals. A nearby estimator and an inconsistency locator are intended for every operator. Under replay assault to a piece of system, specialists give conditions on the steadiness of the enduring an onslaught framework in which, the assault can't be identified by none of the operators. Next, a location technique is talked about which depends on utilizing a watermarked control system, in which watermarking signal is shared among the specialists through the system.

Deeba Farah Et al. [5] Researchers utilized the least huge piece (LSB) to embed a watermark for the picture pixel. Since just LSB - based strategies are not hearty; they are not adequate in an assault free condition and lossless pressure. Analysts utilized an Artificial Application Neural Network (ANN) to recognize the nearness of touchy data and concentrate data from the source picture. It is characteristically temperamental when the best possible AI calculation is prepared, re-prepared, and adjusted to a couple of new applications. The standard arrangement would have an advanced mark there as there are extremely straightforward approaches to change the neural system model so it despite everything does likewise as in the past, yet the general introduction will be unique.

Ariatmanto Dhani Et al. [6] A picture is isolated into non-covering squares of  $8 \times 8$  pixels. The change pixel esteem was processed for each picture square. Picture obstructs with the most noteworthy change esteem were chosen for the implanting districts. In this way, it was changed by discrete cosine changes (DCT). Five DCT coefficients in the center recurrence were chosen and the normal of chose DCT squares was determined to create distinctive inserting qualities by utilizing a lot of rules. The watermark bits were installed by utilizing a lot of inserting rules with the talked about various implanting qualities. For an extra security, the parallel watermark was mixed by utilizing an Arnold Transform before it was inserted. The trial results indicated that the talked about plan accomplished a higher intangibility than the other existing plans. The talked about plan accomplished a watermarked picture quality with a PSNR estimation of 46 dB. The talked about plan additionally delivered a high watermark separating opposition under different assaults.

Rakhmawati Lusia Et al. [7] The fast advancements of capacity innovation and data trade support the improvement of research in the field of data security. During the time spent sending data, alter and issues about information possession may happen. The delicate watermarking is one strategy that can beat the issue, where this system misuses affectability to mess with the embedded watermark parts. When an image which has been embedded with a watermark is altered by different clients, it very well may be utilized for alter location and recuperation pictures. Because of the significance of this delicate watermarking plan, this work examines the standards and attributes of a delicate watermarking calculation. The fundamental commitment of this work study is that it outlines the flow instruments of determination, age, technique for watermark addition, identification and alter localisation and recuperation methods.

Huynh-The Et al. [8] Researchers present a novel system of visually impaired picture watermarking that can get the hang of assaulting designs adequately dependent on a profound convolutional encoder-decoder arrange. For subtleties, a twofold watermark picture is covered up into particular wavelet obstructs by the mean of an ideal encoding rule, wherein the quality picture debasement is limited over the Mean Square Error metric for a significant picture impalpability upgrade. At that point, the inserting maps, defined as the wavelet coefficient contrast esteems, of different assaults reenacted as computerized picture changes of the watermarked picture are uncovered for preparing the profound learning-based watermark extraction model. As needs be, the watermark data covered up in an assaulted picture can be unequivocally recuperated from its installing map by the prepared model.

Valandar Milad Yousefi Et al. [9] the bifurcation outline, Lyapunov example, spider web plot and direction graph are utilized to show the riotous conduct of the talked about guide. In view of DIEHARD, ENT and NIST test suites, the recommended guide can be utilized as a pseudo-irregular number generator. The reenactment results show that the talked about watermarking calculation is strong against most picture preparing assaults like salt and pepper, trimming, low-pass filter, wiener filter, obscuring, and so on. The correlation results between the recommended watermarking plan, and some comparable strategies show that the introduced procedure has great execution, indistinctness, satisfactory power and beats most related techniques.

Cristin Rajan Et al. [10] another phony discovery conspire that depends on the directed learning approach. The administered learning is achieved by utilizing the help vector neural system and the streamlining is empowered utilizing the organic product fly advancement calculation. At first, the pictures are taken care of to the surface descriptor and the face is distinguished utilizing the Viola–Jones calculation. The face recognized pictures are exposed to the component extraction utilizing the Gabor filter + wavelet + texture administrator and the highlights are linked to introduce the contribution to the classifier. At that point, the classifier which is prepared utilizing the organic product fly improvement arranges the highlights to recognize the nearness of the control. The exhibition of the examined plot is assessed with the current strategies for the assessment measurements exactness, affectability, and particularity utilizing two datasets, to be specific DSO-1 and DSI-1. The examination shows that the talked about plan achieved an exactness of 0.9523, the affectability of 0.94, and the explicitness of 0.9583, which are more prominent when contrasted with the current techniques.

Kora Padmavathi Et al. [11] thee talked about a Wavelet Coherence (WTC) method for ECG signal investigation. The WTC quantifies the likeness between two waveforms in recurrence space. Parameters separated from WTC work is utilized as the highlights of the ECG signal. These highlights are upgraded utilizing Firefly calculation (FFA). The streamlined highlights from the FFA are given as the contribution to the Levenberg Marquardt Neural Network (LM NN) classifier. From the writing it is seen that the presentation of the classifier is improved with the assistance of the streamlined (diminished) highlights. variances in the benchmark of the ECG, however the QRS con-visits are typically ordinary. AF happens as a result of rheumatic sickness, atherosclerotic illness, hyperthyroidism and pericarditis.

Ronan David Et al. [12] This work portrayed the mechanization of tumult standardization, balance and dynamic range pressure so as to improve the general nature of a blend by lessening the between channel sound-related concealing. Analysts adjusted and broadened the covering limit calculation of the MPEG psychoacoustic model so as to gauge between channel sound-related veiling. At last, specialists talked about an insightful framework for covering minimisation utilizing a numerical streamlining system. Scientists tried the speculation that their talked about shrewd framework can be utilized to produce a programmed blend in with diminished sound-related veiling and improved apparent quality. This work likewise tried the theory that utilizing subgroups while producing a programmed blend can improve the apparent blend quality and lucidity of a blend. Scientists further tried to check whether utilizing subgrouping or not influences the apparent feeling in a programmed blend. Analysts assessed every one of their theories through an abstract listening test.

Kumari R. Radha Et al. [13] The talked about examination conceptualizes a protected computerized watermarking structure likewise curtailed as S-DWF which plays out a 'picture vacillating' type of deterioration followed by a key-based watermarking methodology. The talked about S-DWF actualized in a numerical processing stage as for the expansion of various uproarious level and furthermore checked for execution appraisal. The result of the investigation shows that the examined S-DWF accomplishes better data assurance as far as Peak Signal to Noise Ratio (PSNR) and Bit Error Rate (BER) even within the sight of any loud assault when contrasted with the current standard.

Abodena Omar Et al. [14] two-level DWT followed by FWHT are utilized to break down the host picture's red channel. Next, the FWHT coefficients are part into  $4 \times 4$  non-covering squares. At that point, each chose square is decayed utilizing Hessenberg disintegration, where the primary line, first segment component of the upper Hessenberg network H is measured to implant the watermark data. Pinnacle signal-to-clamor proportion, standardized cross-connection and auxiliary likeness list measure are utilized to assess the plausibility and the power.

Bhowmik Deepayan Et al. [15] Researchers determine the connection between bending, estimated in mean square mistake (MSE), and the watermark installing adjustment and talked about the direct proportionality among MSE and the whole of vitality of the chose wavelet coefficients for watermark implanting alteration. The underlying suggestion expect the orthonormality of discrete wavelet change. It is additionally stretched out for non-orthonormal wavelet parts utilizing a weighting parameter, that follows the vitality protection hypotheses in wavelet outlines. The talked about investigation is checked by exploratory outcomes for both non-visually impaired and daze watermarking plans. Such a model is helpful to locate the ideal info parameters, including, the wavelet part, coefficient choice and sub-band decisions for wavelet area picture watermarking.

Mohsin A. H. Et al. [16] Criticism and investigation to all endeavors as uncovered in the writing survey and conversation the talked about a novel check secure structure based classification, uprightness and accessibility (CIA) standard in triplex blockchain-molecule swarm streamlining (PSO)- propelled encryption standard (AES) procedures for clinical frameworks patient's validation. Three phases are performed on conversation. Right off the bat, talked about another half and half model example so as to build the randomization dependent on radio recurrence distinguishing proof (RFID) and finger vein biometrics. To accomplish this, examined another consolidation calculation to join the RFID highlights and finger vein includes in one half breed and irregular example.

Klaas D. K. S. Y. Et al. [17] a pragmatic methodology of utilizing geometric highlights of pilot point and catchment zone is examined to effectively design pilot point dispersion in the alignment venture of a groundwater

model. Three easy to use proportions, for example separation zone ( $d/A$ ), separation  $x$  lattice length ( $d/X_{grid}$ ), and separation  $y$  framework length ( $d/Y_{grid}$ ) are presented in Grid-based (GB) dispersion procedure. Eight models of eight distinctive pilot point separations (250 m, 500 m, 750 m, 1000 m, 1250 m, 1500 m, 1750 m and 2000 m) were created utilizing GB strategy were built on an exogenic karst catchment in Rote Island, Indonesia and their exhibitions were assessed. Modelers can utilize the three functional proportions while aligning groundwater models given a similar sub-surface attributes. This examination likewise gives a few bits of knowledge into the exchange off among expanding and confining the quantity of pilots focuses and offers a relative reason for choosing pilot point properties and appropriation strategy in the advancement of a genuinely based groundwater model.

Alhumrani Sultan A. Et al. [18] People are sharing a tremendous measure of information like pictures, video, content, liveliness and numerous different configurations of data. The specialists in information correspondences just as the basic clients of web think that its fascinating and testing to see how discrete messages can be sent through shared media, without anybody unscrambling or getting them. Right now, planned to configuration, make and test an Artificial Neural Network ANN model dependent on Steganalysis system to distinguish the nearness of some mystery message in a record that looks plain and innocuous document. This work centers around the picture steganography system and talked about an ANN model utilizing the parameters for examination to find the Image Stego records made with Least Significant Bit LSB procedure of Image Steganography.

Li Jingyou Et al. [19] To secure the possession, a visually impaired and hearty watermarking plan is contrived by the coefficients of the discrete cosine change. In the implanting procedure, the total contrasts of discrete cosine change coefficients are isolated into two gatherings as per the watermark. That is to state, the state of the total contrast histogram is adjusted to fabricate a bimodal structure. In the extraction procedure, a versatile edge is determined with an iterative determination strategy. As far as anyone is concerned, it is the first run through to exploit the vigorous trademark in a specific shape. Additionally, a few assault tests including JPEG pressure, trimming, resizing and obscuring are performed. The outcomes in assault tests and correlation tests show the predominance of the talked about visually impaired watermarking plan.

Bagade Anant M. Et al. [20] Data security assumes a significant job in the present advanced world. There is a potential need to do the exploration in the field of picture transforming and steganography for information security. The advancement of transforming over the previous year's permits an association into three classes of transforming calculations in particular geometric, introduction and specific calculations relying on the pixel mapping technique. It gives an understanding of how a fitting transforming strategy is valuable for various steganographic strategies classified into spatial space, change based area, spread range, measurable and Internet Protocol. The geometric trans-development transforming strategies are increasingly reasonable in spatial area steganography. This part incorporates the survey of various transforming and steganography methods. Half and half methodologies utilizing transforming for steganography have an extraordinary status among steganographic frameworks as they consolidate both the highlights of transforming and steganography to beat the deficiencies of individual techniques.

Baynath Purvashi Et al. [21] a keystroke elements Biometric framework utilizing clamorous neural system as the dimensional decrease and example acknowledgment of the person. Biometric conspire is in effect widely utilized as their security characteristics over the earlier validation framework dependent on their history, that is the records were effortlessly lost, speculated or overlook. Biometric is more perplexing than secret word and is one of a kind for every person. Right now, center is made around the abide time and flight time of the clients' composing to perceive or dismiss a fraud. For this work, the acknowledgment rate got for the utilization of riotous neural system was 99.1%.

Jarusek Robert Et al. [22] a steganographic strategy StegoNN dependent on neural systems. The strategy can distinguish a photomontage from introduced marked pictures. Not at all like other scholarly methodologies utilizing neural systems fundamentally as classifiers, the StegoNN strategy utilizes the qualities of neural systems to make appropriate traits which are then vital for resulting discovery of changed photos. This likewise brings about a reality that if a picture is marked by this procedure, the identification of alterations needn't bother with any outside information and the nature of the mark in different pieces of the picture additionally serves to distinguish adjusted (debased) portions of the picture. The test study was performed on photos from CoMoFoD Database and its outcomes were contrasted and different methodologies utilizing this database dependent on standard measurements. The performed examination indicated the capacity of the StegoNN strategy to recognize debased pieces of a picture and to stamp places which have been most likely picture controlled.

Asikuzzaman Md Et al. [23] advanced video watermarking strategies in which their applications, challenges and significant properties are talked about, and classifies them dependent on the space in which they insert the watermark. It at that point gives a diagram of a couple of rising inventive arrangements utilizing watermarks. Securing a 3D video by watermarking is a rising zone of research. The important 3D video watermarking strategies in the writing are classified dependent on the picture-based portrayals of a 3D video in stereoscopic, profundity picture based rendering and multi-see video watermarking.

Cohen Aloni Et al. [24] Researchers study the issue of watermarking different cryptographic projects, for example, pseudorandom work (PRF) assessment, unscrambling, and marking. For instance, given a PRFF, scientists make a checked program  $C(\cdot)$  that assesses  $F(\cdot)$ . An enemy that gets  $C(\cdot)$  can't think of any program  $C^*$  in which the imprint is evacuated yet which despite everything assesses the PRF accurately on even a little division of the sources of info. Their plans are secure against picked program assaults where the enemy is given prophet access to the stamping usefulness. Scientists stress that their security thought of watermark non-removability considers subjective antagonistic techniques to change the checked program, as opposed to the earlier works.

Qin Chuan Et al. [25] Researchers examined another delicate watermarking plan with top notch recuperation capacity dependent on covering installing procedure. The square savvy instrument for altering restriction and the pixel-wise component for content recuperation are teamed up in the talked about plan. With the help of interleaving activity, reference bits are gotten from mean estimation of each covering square, and afterward are dispersedly inserted into 1 LSB or 2 LSB layers of the picture, relating to level vertical mode and corner to corner mode, separately. Validation bits are covered up into versatile LSB layers of the focal pixel for each square as indicated by square multifaceted nature. On the collector side, in the wake of finding altered squares and recreating mean-esteem bits, as indicated by the kinds of altered pixels in each covering square, three pixel-wise habits are abused for altering recuperation dependent on various neighbouring squares.

Su Qingtang Et al. [26] This work examined another visually impaired watermarking calculation, which inserting the double watermark into the blue part of a RGB picture in the spatial area, to determine the issue of ensuring copyright. For installing watermark, the age guideline and appropriation highlights of direct ebb and flow (DC) coefficient are utilized to legitimately change the pixel esteems in the spatial space, and afterward four diverse sub-watermarks are implanted into the various territories of the host picture for multiple times, separately. At the point when water-mark extraction, the sub-watermark is separated with dazzle way as per DC coefficients of watermarked picture and the key-based quantization step, and afterward the factual principle and the technique for "first to choose, second to join" are examined to frame the final watermark. The test results show that the talked about watermarking calculation can acquire better imperceptibility of watermark and more grounded power for basic assaults, e.g., JPEG com-pression, trimming, and including commotion. Examination results additionally show the upsides of the talked about strategy.

Singh Amit Kumar Et al. [27] another strong crossover different watermarking strategy utilizing combination of discrete wavelet changes (DWT), discrete cosine changes (DCT), and particular worth deterioration (SVD) rather than applying DWT, DCT and SVD separately or com-bination of DWT-SVD/DCT-SVD. For personality verification purposes, different watermarks are implanted into a similar clinical picture/sight and sound items at the same time, which furnishes additional degree of security with satisfactory execution as far as strength and subtlety. In the implanting procedure, the spread picture is deteriorated into first level discrete wavelet changes where the  $A_n$  is trans-framed by DCT and SVD. The watermark picture is likewise changed by DWT, DCT and SVD. The  $S$  vector of watermark data is installed in the  $S$  segment of the spread picture. The watermarked picture is created by backwards SVD on changed  $S$  vector and unique  $U, V$  vectors followed by converse DCT and opposite DWT. The watermark is separated utilizing an extraction calculation.

Shehab Abdulaziz Et al. [28] This work examined another delicate watermarking-based plan for picture confirmation and self-recuperation for clinical applications. The examined conspire finds picture altering just as recoups the first picture. A host picture is broken into  $4 \times 4$  squares and particular worth decay (SVD) is applied by embeddings the hints of square shrewd SVD into the least significant bit of the picture pixels to figure out the change in the first picture. Two verification bits in particular square confirmation and self-recuperation bits are utilized to endure the vector quantization assault. The inclusion of self-recuperation bits is resolved with Arnold change, which recoups the first picture much after a high altering rate. SVD-based watermarking data improves the picture validation and gives an approach to recognize distinctive assaulted region of the watermarked picture. Parah Shabir An Et al. [29] a computerized watermark and Electronic Patients Record (EPR) have been implanted in the two districts; Region of Interest (ROI) and Region of Non-Interest (RONI). In second system, Region of Interest (ROI) is saved immaculate for tele-determination reason and Region of Non-Interest (RONI) is utilized to conceal the computerized watermark and EPR. In either calculation  $8 \times 8$  square based Discrete Cosine Transform (DCT) has been utilized. In each  $8 \times 8$  square two DCT coefficients are chosen and their extents are thought about for inserting the watermark/EPR. The chose coefficients are altered by utilizing an edge for installing bit '0' or bit '1' of the watermark/EPR. The talked about procedures have been discovered vigorous not exclusively to solitary assaults yet in addition to half and half assaults. Examination results viz-a - viz payload and power show that the talked about procedures perform superior to some current condition of craftsmanship systems. Thusly the talked about calculations could be helpful for e-medicinal services frameworks.

Parah Shabir A. Et al. [30] Based on quaternion Hadamard change (QHT) and Schur decay, a novel shading picture watermarking plan is introduced. To consider the connection between various shading channels and the critical shading data, another shading picture preparing device named as the quaternion Hadamard change is talked about. At that point an effective strategy is intended to ascertain the QHT of a shading picture which is spoken to by quaternion variable-based math, and the QHT is dissected for shading picture watermarking consequently.

With QHT, the host shading picture is prepared in an all-encompassing way. By utilization of Schur disintegration, the watermark is implanted into the host shading picture by adjusting the Q lattice. To make the watermarking plan impervious to geometric assaults, a geometric bending location technique dependent on quaternion Zernike minute is presented. In this manner, all the watermark inserting, the watermark extraction and the geometric mutilation parameter estimation utilize the shading picture comprehensively in the talked about watermarking plan. By utilizing the discovery technique, the watermark can be separated from the geometric misshaped shading pictures.

Sharma Abhilasha Et al. [31] This work presents a strong and make sure about locale of intrigue and non-district of intrigue based watermarking strategy for clinical pictures. The examined technique applies the mix of discrete wavelet change and discrete cosine changes on the spread clinical picture for the implanting of picture and electronic patient records (EPR) watermark all the while. The implanting of different watermarks simultaneously gives additional degree of security and significant for the patient character verification reason. Further, security of the picture and EPR watermarks is improving by utilizing message-digest (MD5) hash calculation and Rivest–Shamir–Adleman separately before installing into the clinical spread picture.

Naseri Mosayeb Et al. [32] another watermark technique for quantum pictures is talked about. Right now with the point of information covering up, notwithstanding utilizing the least noteworthy piece (LSB), the most significant bit (MSB) is likewise utilized. Programming reproduction and the pinnacle signal-to-clamor proportion (PSNR) figuring confirm that the introduced plot is progressively secure and material.

Wang Jinwei Et al. [33] novel multi-watermarking plans are examined, which depend on crossover multi-bit multiplicative standards constrained by mystery keys. Two mixtures multiplicative multi-watermarking decoders, i.e., ideal and locally ideal, are talked about, which depend on the base Bayesian hazard measure and the DWT coefficients are displayed as the summed-up Gaussian conveyance. The BER (normal piece mistake rate) as the assessment file of the exhibition of ideal half breed decoders is actually broke down. At last, test results are appeared to confirm the legitimacy of the hypothetical and experimental investigation.

Wang Yuan-Gen Et al. [34] Researchers first define a group of secure SS watermarking strategies, named as circular water-checking (SW). The watermarked relationship of SW is defined to be consistently appropriated on a circular surface, and this causes SW to be key-secure against the watermarked-just assault. At that point, scientists talked about an execution of SW, called transportation SW (TSW), which is intended to diminish implanting mutilation in a recursive way utilizing the transportation hypothesis, in the interim keeping the security of SW. In addition, specialists present a hypothetical investigation of the installing bending and vigor of the talked about technique.

Hao Wei Et al. [35] this work examined a novel reversible regular language watermarking technique that consolidates number-crunching coding and equivalent word substitution tasks. By breaking down relative frequencies of synonymous words, equivalent words utilized for conveying payload are quantized into an unequal and excess paired grouping. The quantized double succession is compacted by versatile paired math coding lazily to give an extra to obliging extra information. At that point, the packed information attached with the watermark are implanted into the spread content by means of equivalent word substitutions in an invertible way. On the recipient side, the watermark and packed information can be separated by deciphering the estimations of equivalent words in the watermarked content, because of which the first setting can be superbly recouped by decompressing the removed compacted information and subbing the supplanted equivalent words with their unique equivalent words. Exploratory outcomes exhibit that the examined strategy can extricate the watermark effectively and accomplish a lossless recuperation of the first content.

Roy Soumitra Et al. [36] a shading different watermarking strategy dependent on DCT(Discrete Cosine Transform) and redundancy code is talked about and re-enacted. At first, green and blue segments of shading host picture are chosen for embeddings various watermarks. At that point, each green and blue part of the picture is disintegrated into non covering squares and along these lines DCT is utilized on each square. Right now, parallel piece of watermark is inserted into green/blue part's changed square by adjusting some center noteworthy AC coefficients utilizing redundancy code. During different watermarks inserting in green and blue segments of the examined technique, DC and some higher AC coefficients are kept unblemished after crisscross filtering of each DCT square to guarantee the intangibility of the watermarked have picture. The examined plot is tested to build up the legitimacy by removing sufficient various watermark information from the rebuilt spread picture in the wake of applying regular geometric change assaults, basic upgrade procedure assaults and JPEG pressure assaults.

Le Merrer Erwan Et al. [37] Researchers target permitting the extraction of the water-mark from a neural system (or some other AI model) that is worked remotely, and accessible through an assistance API. To this end, analysts examined to check the model's activity itself, tweaking somewhat its choice boondocks so a lot of explicit inquiries pass on the ideal data. In the current work, specialists officially present the issue and talked about a novel zero-piece watermarking calculation that utilizes ill-disposed model models. While restricting the loss of execution of the ensured model, this calculation al-lows resulting extraction of the watermark utilizing just scarcely any inquiries. Specialists tested the methodology on three neural systems intended for picture characterization, with regards to MNIST digit acknowledgment task.

Singh Durgesh Et al. [38] The examined plot unravels the most habitually happening watermarking security issues in Singular Value Decomposition (SVD) based plans which are unapproved perusing and bogus positive recognition. This plan likewise improves constancy and vigor qualities. The dark picture watermark parts into two sections utilizing four bits MSBs and four bits LSBs of every pixel. Discrete Cosine Transform (DCT) coefficients of these MSBs and LSBs values are installed into the center particular estimation of each square having size  $4 \times 4$  of the host picture's one level Discrete Wavelet Transform (DWT) sub-groups. The explanation behind joining Arnold Cat Map in the talked about plan is to encode the watermark picture before installing it in the host picture. The talked about plan is a visually impaired plan and doesn't require the decision of scaling factor. Subsequently, the talked about plan is secure just as liberated from the bogus positive location issue. The talked about watermarking plan is tried for different pernicious and non-malignant assaults. The trial results show that the plan is vigorous, indistinct and make sure about to a few assaults and regular sign handling activities.

Singh Amit Kumar Et al. [39] The talked about strategy at first disintegrates the host picture into third level DWT where the vertical recurrence band (LH2) at second level and low recurrence band (LL3) at the third level DWT is chosen for implanting picture and content watermark individually. What's more, the technique tends to the issue of divert commotion bends in the character data. This has been accomplished utilizing mistake revising codes (ECCs) for encoding the content watermark before inserting into the host picture. The impacts of Hamming and BCH codes on the power of individual character data as content watermark and the spread picture quality have been explored. The talked about technique has been broadly tried and examined against known assaults. In view of exploratory outcomes, it is built up that the talked about strategy accomplishes prevalent execution in regard of, power, security and limit with satisfactory visual nature of the watermarked picture when contrasted with revealed strategies. At long last, analysts e assessed the picture nature of the watermarked picture by emotional technique. In this manner, the talked about technique may discover potential arrangements in avoidance of individual wholesale fraud and unapproved sight and sound substance sharing on online interpersonal organizations/open channel.

Nagai Yuki Et al. [40] Researchers detail another issue: inserting watermarks into profound neural systems. Scientists likewise de-fine prerequisites, implanting circumstances, and assault types on watermarking in profound neural systems. Second, specialists examined a general structure for installing a watermark in model parameters, utilizing a parameter regularize. Their methodology doesn't disable the exhibition of systems into which a watermark is set on the grounds that the watermark is inserted while preparing the host arrange. At long last, scientists perform far reaching examinations to uncover the capability of water-checking profound neural systems as the premise of this new re-search exertion. Scientists show that their system can install a watermark during the preparation of a profound neural system without any preparation, and during fine-tuning and refining, without impeding its presentation.

Liu Yang Et al. [41] This work examined another advanced picture watermarking model dependent on scrambling calculation Logistic and RSA lopsided encryption calculation to ensure the security of the concealed information at the establishment of enormous implanting limit, great vigor and high computational productivity. The tests included applying the encryption calculations of Logistic and RSA to the watermark picture and playing out the half and half disintegration of Discrete wavelet change (DWT) and Singular Value Decomposition (SVD) on the host picture, and the watermark was implanted into the low-recurrence sub-band of the host. The estimations of PSNR and NCC were estimated to evaluate the indistinctness and heartiness of the talked about watermarking plan, and the CPU running time was recorded to quantify the unpredictability of the examined primary calculation in execution time.

Susanto Ajib Et al. [42] a half breed strategy that had been illuminated both of these issues. Scientists discussed a mix of Discrete Cosine Transform (DCT) and Haar Wavelet Transform (HWT) due to accomplished impalpability and power originates from PSNR and NC esteem. Right off the bat, HWT applied in have picture and afterward chose sub-band LL. LL sub-band will be partitioned into a  $8 \times 8$  framework wherein every lattice was applied utilizing DCT. Copyright implanted at the DC coefficient. Right now pick PSNR to gauge the impalpability. Then, to quantify the removed copyright specialists utilized connection coefficient. The aftereffects of this reenactment strategy getting high PSNR esteem with a normal of 43.2392 dB. Test aftereffects of extraction has tried utilizing picture watermarking assaults are JPEG pressure, low pass sifting, mid separating, unsharp channel, gaussian commotion, trimming p, obscuring, salt and pepper with the normal estimation of the relationship coefficient of 0.8676. Their outcomes demonstrated that HWT-DCT has satisfied the reason for picture watermarking, to be specific copyright insurance.

Thakkar Falgun N. Et al. [43] the watermark picture gives verification though the content information speaks to electronic patient record (EPR) for recognizable proof. At accepting end, dazzle recuperation of both watermark substance is performed by a comparative examination conspire utilized during the implanting procedure. The talked about calculation is applied on different gatherings of clinical pictures like X-beam, CT output and mammography. This plan offers better perceivability of watermarked picture and recuperation of watermark content due to DWT-SVD blend. In addition, utilization of Hamming blunder revising code (ECC) on EPR content bits decreases the BER and in this way gives better recuperation of EPR. The exhibition of talked about calculation



with EPR information coding by Hamming code is contrasted and the BCH blunder amending code and it is discovered that later one performs better. An outcome examination shows that subtlety of watermarked picture is better as PSNR is over 43 dB and WPSNR is over 52 dB for all arrangement of pictures

Muhammad Nazeer Et al. [44] Researchers talked about a computerized picture watermarking calculation utilizing the Hall property. In the examined strategy, an advanced watermark picture is factorized into lower-triangular, upper-triangular, and per-transformation networks. The change lattice is utilized as the substantial key framework for confirmation of the legitimate responsibility for watermark picture. The result of the lower and upper triangular frameworks is handled with a couple of cycles of the Arnold change to acquire the mixed information. The mixed information is implanted into specific sub-groups of a spread picture utilizing Wavelet change. Their examinations show that the talked about calculation is exceptionally solid and computationally efficient contrasted and cutting-edge strategies that depend on solitary worth decay.

Dey Nilanjan Et al. [45] A watermark is utilized to demonstrate the responsibility for traded information. The logos of the emergency clinics or clinical focuses and electronic patient's report card can be added to the biomedical signals as a watermark to set up the property right. This work gives a broad view about the current research works in the field of watermarking strategies on various biomedical signs. It incorporates the plan and assessment parameters filling in as a rule in the watermarking schemes' improvement and benchmarking. This work additionally gives the similar investigation between various watermarking strategies.

Abraham Jobin Et al. [46] The work talked about a novel plan for shading picture watermarking. Spatial space systems are utilized here for installing the watermark data to create top notch water-stamped picture. Spatial space strategies are mainstream with delicate watermarking systems that for the most part utilize a few least significant picture bits for putting away the recuperation data. Spatial area techniques are additionally investigated to build up a powerful instrument for copyright security. The strategy introduced slowly spreads the watermark data over an area of pixels as actualized by the change space procedures. Along these lines, the technique is intended to convey the two fundamental highlights required of watermarking frameworks to be specific, high picture quality and high strength to assaults. Additionally, after watermark implanting it is guaranteed that the adjustments in a single shading part are very much redressed and no shading contrast or varieties is outwardly apparent. For watermark installing and shading remuneration two veils are talked about. The calculation is tentatively investigated utilizing different quality measurements and watermark expulsion assaults.

Zhou Ri-Gui Et al. [47] Based on the NEQR of quantum pictures, another quantum dark scale picture watermarking plan is talked about through Arnold scrambling and least significant bit (LSB) steganography. The measures of the bearer picture and the watermark picture are assumed to be  $2n \times 2n$  and  $n \times n$ , separately. Initially, a traditional  $n \times n$  estimated watermark picture with 8-piece dim scale is extended to a  $2n \times 2n$  measured picture with 2-piece dim scale. Through the module of PA-MOD N, the extended watermark picture is mixed to an insignificant picture by the Arnold change. At that point, the extended mixed picture is inserted into the bearer picture by the steganography strategy for LSB.

Thakur Sriti Et al. [48] Researchers present a hearty and make sure about watermarking approach utilizing change area systems for tele-wellbeing applications. The patient report/personality is installing into the host clinical picture with the end goal of confirmation, explanation and distinguishing proof. For better classification, scientists apply the mayhem put together encryption calculation with respect to watermarked picture in a less unpredictable way. Trial results obviously demonstrated that the talked about strategy is profoundly vigorous and adequate secure for different types of assaults with no huge bends among watermarked and spread picture. Further, the exhibition assessment of their strategy is discovered better to existing cutting edge watermarking systems viable.

Sreenivas K. Et al. [49] This work presents a study of delicate water-checking plans for picture verification talked about in the previous decade. The constrained implanting limit and degree of altering are a portion of the significant issues among different issues that drive the examination right now. In this manner, analysts have introduced right now essence of the delicate water-checking plans in simply enough detail so the peruser may increase a reasonable thought of the issues, methods received as a rule to address them and the correlation of results. The general casing work of the delicate watermarking framework, various classes of assaults and parameters used to assess the plans are introduced right now. The relative investigation and the quantitative correlation of essential plans and their varieties with upgrades will help the scientists in speedy audit of the ongoing advancements right now.

Singh Siddharth Et al. [50] Researchers talked about NSCT based procedure for clinical picture watermarking which joins discrete cosine change (DCT) alongside Multiresolution Singular worth decomposition (MSVD) and Arnold change so as to expand vigor, limit and impalpability. In the talked about work, numerous (three) picture watermarks have been utilized for a solitary spread clinical picture. Analysts have installed three picture watermarks into NSCT coefficients of the spread picture. Among which two of them are picture watermarks and third is scrambled content watermark. By utilizing NSCT, installing limit has been expanded and it turns out to be increasingly impervious to geometrical assaults. Additionally, half breed mix of NSCT with DCT, MSVD and Arnold change expands the perceptual quality and security of watermarked picture.

Hwang Min-Jae Et al. [51] This work talked about a visually impaired computerized sound water-checking calculation that uses the quantization file adjustment (QIM) and the particular worth deterioration (SVD) of sound system sound signs. Regular SVD-based visually impaired sound water-checking calculations need physical understanding since the lattice development technique for the information network for SVD is heuristically characterized. In any case, in the examined approach, in light of the fact that the SVD is straightforwardly applied to the sound system input flags, the subsequent decom-presented components pass on a thoughtfully significant understanding of the first sound sign. As the talked about methodology viably uses the proportion of solitary qualities, the inserted watermark is profoundly subtle and strong against volumetric scaling assaults; most QIM-based watermarking plans are feeble to these kinds of assaults.

Fazlali Hamid R. Et al. [52] a versatile visually impaired watermarking technique in the Contourlet change area is examined. Right now, apply a two-level Contourlet change on the first picture. The primary level surmised picture is parcelled into squares. Utilizing a novel edge location calculation, significant edges of each square of the surmised picture are identified and the entropy of each square is additionally figured. At that point by linking a few segments of the subsequent level sub-groups specialists structure squares. These shaped squares are changed into DCT space. Watermark is inserted by adjustment of the DCT coefficients. The seriousness of the insert ding is controlled relying upon the multifaceted nature of the comparing hinder in the surmised picture. For higher power against assaults, scientists implanted the watermark repetitively and utilized democratic component in extraction organize.

Su Qingtang Et al. [53] An improved shading picture watermarking calculation dependent on QR deterioration is talked about to install shading watermark picture into shading host picture. For implanting watermark, the 24-bits shading host picture is isolated into non-covering  $3 \times 3$  pixel squares and every pixel square is deteriorated by QR disintegration, and the 24-bits shading watermark picture is inserted into the shading host picture by changing the connection between the second line first section coefficient and the third line first segment coefficient of the symmetrical grid For separating watermark, just the watermarked picture is required.

Ansari Irshad Ahmad Et al. [54] A multipurpose picture watermarking plan is talked about in the current work so as to give alter restriction, self-recuperation and proprietorship check of the host picture. For strong watermarking, dark scale watermark is used to give speculation and wide appropriateness to talked about plan. The host is first changed into the wavelet space utilizing DWT (Discrete Wavelet Transform) and afterward particular estimations of changed host are altered as per the central segments of watermark. This inclusion makes the plan liberated from bogus positive blunder just as it gives a better than average limit as well. After the addition of vigorous watermark, the last two LSB (Least Significant Bit) of host are adjusted so that it contains the mixed and deterministic normal portrayal of host itself alongside the SVD (Singular Value Decomposition) based alter restriction data. The LSB inclusion is utilized to find the altered area just as to give the self-recuperation highlight to the plan. The strong inclusion is additionally upgraded with the assistance of ABC (Artificial Bee settlement) so that most extreme vigor can be guaranteed comparing to client explicit limit of subtlety.

Chauhan Digvijay Singh Et al. [55] an improved wavelet based clinical picture watermarking calculation is examined. At first, the talked about system breaks down the spread clinical picture into ROI and NROI districts and installing three unique watermarks into the non-area of intrigue (NROI) some portion of the changed DWT spread picture for reduced and make sure about clinical information transmission in E-wellbeing condition. I Experimental outcomes demonstrate that the Turbo code performs better than BCH blunder revision code. Besides, the trial results approve the adequacy of the talked about system as far as BER and installing limit contrasted with other best in class strategies. In this way, the talked about technique discovers potential application in avoidance of patient data fraud in e-wellbeing applications.

Qin Chuan Et al. [56] Researchers talked about a self-installing delicate watermarking plan utilizing vector quantization (VQ) and record sharing. To begin with, the rule substance of unique picture is minimally spoken to by a progression of VQ records. At that point, after change, the twofold bits of VQ lists are reached out to produce reference-bits by an irregular paired lattice, which can make all reference-bits share the data of VQ file bits from various districts of the entire picture. The picture is inserted with watermark-bits including hash-bits for altering restriction and reference-bits for content recuperation, and is transmitted to recipient side. Altered districts in the got, suspicious picture can be precisely found and afterward be recouped by VQ list recreation. Exploratory outcomes show that the examined plan can accomplish effective substance recuperation for bigger altering rate and get better visual nature of recouped results than the announced plans.

Kim Sam Et al. [57] Researchers give the first development of a watermarkable group of PRFs that fulfill this solid imprint un-removability property from standard cross section suspicions (in particular, the learning with blunders (LWE) and the one-dimensional short whole number arrangement (SIS) issues). As a major aspect of their development, analysts present another cryptographic crude called a translucent PRF. Next, analysts give a solid development of a translucent PRF family from standard cross section presumptions. At last, analysts show that utilizing their new cross section based translucent PRFs, specialists get the first watermarkable group of PRFs with solid removability against discretionary methodologies from standard suppositions.

Singh Satendra Pal Et al. [58] a powerful watermarking method is talked about utilizing whole number discrete cosine change, non-direct disorganized guide and dynamic stochastic reverberation (DSR). Initially, the host picture is changed into whole number DCT area where the coefficients are divided into non-overlapping squares. A circulant framework is then constructed from the chosen squares. Square choice is finished utilizing a non-straight disorderly guide. This circulant network is utilized for implanting the watermark by figuring the particular qualities. The extraction of the watermark is finished by creating the dynamic stochastic reverberation (DSR) marvels and throwing a verification step. This verification step basically tackles the bogus positive recognition issue that emerges in SVD based watermarking. The exploratory outcomes show that the examined conspire is vague and hearty against an assortment of deliberate or unexpected assaults.

Sutojo T. Et al. [59] DTT will be presented and applied in the strategies of picture watermarking. In view of the consequences of this examination, there is a noteworthy distinction in the time required for calculation, where DTT is demonstrated to be extremely effective to decrease calculation multifaceted nature so the time spent installing and extricating copyright is around multiple times quicker than DCT. By and by, the watermarked picture quality is likewise very much protected, similar to the vigorous to different assaults

Qasim Asaad F. Et al. [60] an overview of clinical pictures watermarking and offers a clear scene for concerned specialists by breaking down the power and constraints of different existing methodologies. This incorporates examining the security levels of clinical pictures inside PACS framework, explaining the necessities of clinical pictures watermarking and characterizing the reasons for watermarking approaches when applied to clinical pictures.

Kumar Shishir Et al. [61] A tale strategy has been talked about through this work for taking care of the issue of picture vagueness and measurably repetitive wavelet coefficients happens during evacuation of move invariance issue. To manage these repetitive wavelet coefficients, the idea of unpleasant set-based guess set has been utilized for watermarking. Unpleasant sets are a numerical device which gives a way to deal with rough a given picture framework in estimation sets. Lower and upper estimate of wavelet sub-groups has been utilized to produce the reference picture. This strategy depends on implanting the solitary estimations of watermark picture into particular estimations of unpleasant sets-based reference picture. The talked about reference picture watermarking calculation gives preferred quality watermarked picture over other contemporary reference watermarking plan while holding the power.

Wang Chunpeng Et al. [62] a hearty sound system picture zero-watermarking calculation. specialists figure the TRHFM of the first sound system picture, and analysts haphazardly select TRHFMs utilizing calculated mapping; at that point, scientists acquire a paired component picture utilizing the sizes of the chosen TRHFMs, and finally, analysts apply a bitwise elite or procedure on permuted logo picture and parallel element picture to get the zero-watermark picture. Test results show that the talked about sound system picture zero-watermarking calculation is firmly powerful to different lopsided and symmetric assaults and has prevalence contrasted and other zero-watermarking calculations.

Liu Xilin Et al. [63] This work examined a novel fragmentary change, indicated as the partial Krawtchouk change (FrKT), a speculation of the Krawtchouk change. The inference of the FrKT utilizes the eigenvalue deterioration technique. Specialists decide the eigenvalues and the relating variety of the Krawtchouk change lattice. Also, the orthonormal eigenvectors of the change lattice are inferred. For approval reason just and as a first delineation of the enthusiasm of FrKT, a watermarking model was picked. Exploratory outcomes show that better watermark vigor and intangibility are accomplished by modifying the fragmentary requests in the FrKT.

Ernawan Ferda Et al. [64] This work presents a dependable computerized watermarking system that gives high indistinctness and power to copyright security utilizing an ideal discrete cosine change (DCT) psychovisual edge. An implanting procedure right now uses certain recurrence districts of DCT, with the end goal that addition of watermark bits causes the least picture twisting. Along these lines, the ideal psychovisual limit is resolved to insert the watermark in the host picture for the best picture quality. During the inclusion of watermark bits into the specific frequencies of the picture, watermark bits are not straightforwardly embedded into the recurrence coefficient; rather, the certain coefficients are modified dependent on certain guidelines to develop the watermarked picture. The implanting frequencies are controlled by utilizing modified entropy finding enormous repetitive territories.

Chen Chien-Chang Et al. [65] a reversible and noticeable picture watermarking plan that utilizes a customary contrast development technique. The spread picture is first divided to non-covered  $k \times k$  squares. Each square is then applied to two watermarking plans; a distinction extension based undetectable watermarking plan and an unmistakable watermarking plan to implant one watermark bit. Surpassing numbers, bigger than 255 or littler than 0, produced from the distinction development technique require being recorded for a lossless recuperation.

### III. Experimental Analysis

The watermarking algorithms is tested on 300 colour images of size (512 \*512). The different class of images such as monalisa, follower, peppers and other texture image. These images collected from CVG-UGR image

## Exploring The Robustness Of Digital Watermarking Algorithms Based On Transform Function And Machine Learning

dataset. All the analysis and experiment have been carried out in windows 10 based MATLAB 13. The hardware used for the simulation process is a Dell computer with intel core I7 processor and 8 GB Ram[9, 10].

### RESULT ANALYSIS

	DCT	DWT	DFT	BPNN	SNNW
PSNR	40.2	45.6	49.57	52	51.67
Embedding Time	1.27	0.98	1.02	1.67	0.89
Extraction Time	2.65	3.28	1.8	2.6	1.3
No attack	1	1	1	1	1
White Noise	0.87	0.96	0.92	0.88	0.58
Salt & Pepper	0.88	0.92	1	0.99	0.97
Poisson Noise	0.78	0.89	0.91	0.86	0.98
Rotation	1	0.88	1	0.92	0.96
Gaussian Filter	0.86	1	0.88	0.91	1
Wiener filter	0.90	0.86	0.67	1	0.86
Median Filter	0.92	1	0.96	1	1
Histogram	1	0.91	0.96	1	0.91
Equalization	1	1	1	0.92	0.91
Compression	0.96	0.87	1	1	0.88

Table 1: Comparative Performance Analysis of different techniques using PSNR, Embedding Time, Extraction Time, No attack, White Noise, Salt & Pepper, Poisson Noise, Rotation, Gaussian Filter. Wiener filter. Median Filter, Histogram, Equalization, Compression.

### PERFORMANCE ANALYSIS

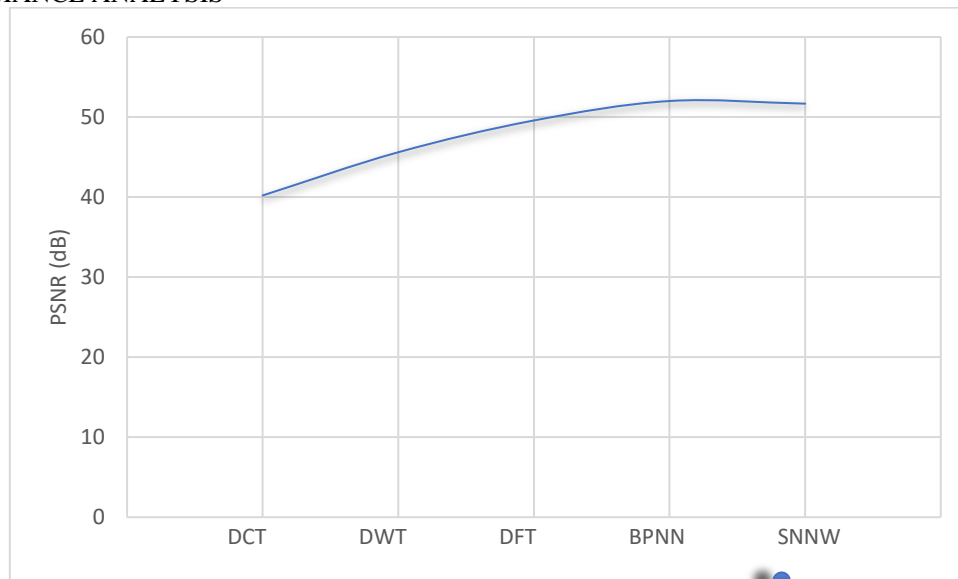


Figure 2: Performance analysis of several different techniques DCT, DWT, DFT, BPNN, SNNW using PSNR parameter. Here we can observe the comparative performance of PSNR and BPNN have the better result of PSNR compare to other DCT, DWT, DFT, SNNW techniques.

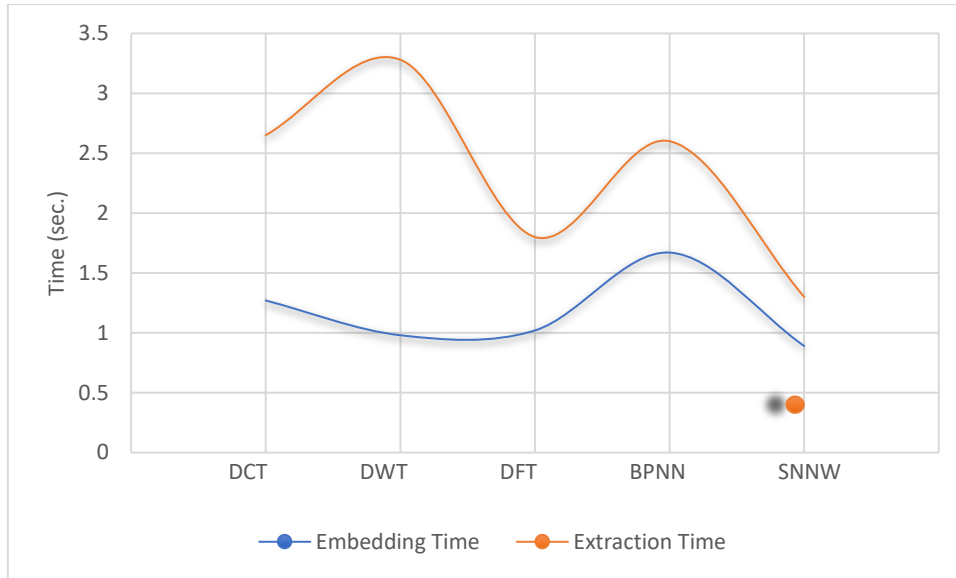


Figure 3: Performance analysis of DCT, DWT, DFT, BPNN, SNNW using No attack, White Noise, Salt & Pepper, Poisson Noise, Rotation, Gaussian Filter, Wiener filter, Median Filter, Histogram, Equalization, Compression. parameters. Here we can observe the embedding time is less compare to extraction time with using all techniques DCT, DWT, DFT, BPNN, SNNW. In case of embedding time, DWT is lowest and In case of extraction time, SNNW is lowest.

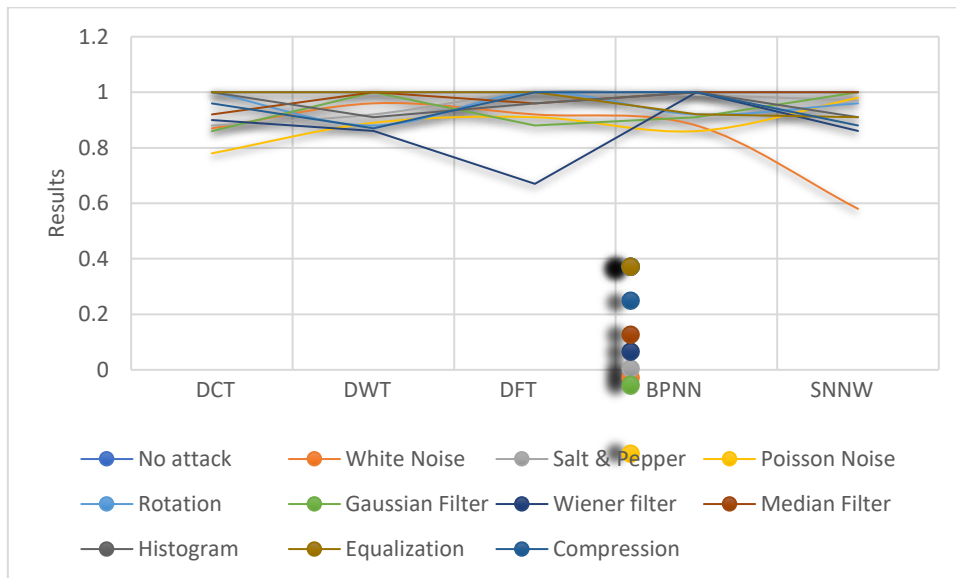


Figure 4: Performance analysis of DCT, DWT, DFT, BPNN, SNNW using No attack, White Noise, Salt & Pepper, Poisson Noise, Rotation, Gaussian Filter, Wiener filter, Median Filter, Histogram, Equalization, Compression. parameters.

#### IV Conclusion & Future Work

In this paper explore the robustness analysis of various algorithms for digital watermarking. The analysis of watermarking algorithms based on transform function and machine learning. The machine learning algorithms enhance the capacity of robustness of digital watermarking. The transform based digital watermarking algorithms such as DCT, DWT and DFT perform good strength with certain limitation. For the overcome of these limitations of watermarking algorithms with machine learning. The machine learning based algorithms optimized the features of watermark image and provides secured watermarking. We compared the machine learning approach with transform based watermarking algorithms. The evaluation parameters justify the property of quality and robustness. Overall, the approach was successfully able to provide comparable watermarking optimization performance to that of traditional transform watermarking techniques, meanwhile is significantly more strength. In future used feature selection cum optimization algorithms for better selection of embedding position of watermark and enhance the value of robustness.

# Exploring The Robustness Of Digital Watermarking Algorithms Based On Transform Function And Machine Learning

---

## References

1. Abdelhakim, Assem Mahmoud, and Mai Abdelhakim. "A time-efficient optimization for robust image watermarking using machine learning." *Expert Systems with Applications* 100 (2018): 197-210.
2. Liu, Shuai, Zheng Pan, and Houbing Song. "Digital image watermarking method based on DCT and fractal encoding." *IET image processing* 11, no. 10 (2017): 815-821.
3. Huang, Xiaonan, Aijiao Cui, and Chip-Hong Chang. "A new watermarking scheme on scan chain ordering for hard IP protection." In *2017 IEEE International Symposium on Circuits and Systems (ISCAS)*, pp. 1-4. IEEE, 2017.
4. Khazraei, Amir, Hamed Kebriaei, and Farzad Rajaei Salmasi. "Replay attack detection in a multi agent system using stability analysis and loss effective watermarking." In *2017 American Control Conference (ACC)*, pp. 4778-4783. IEEE, 2017.
5. Deeba, Farah, She Kun, Fayaz Ali Dharejo, and Hira Memon. "Digital image watermarking based on ANN and least significant bit." *Information Security Journal: A Global Perspective* 29, no. 1 (2020): 30-39.
6. Ariatmanto, Dhani, and Ferda Ernawan. "An improved robust image watermarking by using different embedding strengths." *Multimedia Tools and Applications*: 1-27.
7. Rakhmawati, Lusia, Wirawan Wirawan, and Suwadi Suwadi. "A recent survey of self-embedding fragile watermarking scheme for image authentication with recovery capability." *EURASIP Journal on Image and Video Processing* 2019, no. 1 (2019): 61.
8. Huynh-The, Thien, Cam-Hao Hua, Nguyen Anh Tu, and Dong-Seong Kim. "Robust Image Watermarking Framework Powered by Convolutional Encoder-Decoder Network." In *2019 Digital Image Computing: Techniques and Applications (DICTA)*, pp. 1-7. IEEE, 2019.
9. Valandar, Milad Yousefi, Milad Jafari Barani, and Peyman Ayubi. "A blind and robust color images watermarking method based on block transform and secured by modified 3-dimensional Hénon map." *Soft Computing* (2019): 1-24.
10. Cristin, Rajan, John Patrick Ananth, and Velankanni Cyril Raj. "Illumination-based texture descriptor and fruitfly support vector neural network for image forgery detection in face images." *IET Image Processing* 12, no. 8 (2018): 1439-1449.
11. Kora, Padmavathi, Ch Usha Kumari, and K. Meenakshi. "Heart Arrhythmia Detection Using Wavelet Coherence and Firefly Algorithm." *Int. J. Comput. Appl* 975 (2018): 8887.
12. Ronan, David, Zheng Ma, Paul Mc Namara, Hatice Gunes, and Joshua D. Reiss. "Automatic minimisation of masking in multitrack audio using subgroups." *arXiv preprint arXiv:1803.09960* (2018).
13. Kumari, R. Radha, V. Vijaya Kumar, and K. Rama Naidu. "S-DWF: An Integrated Schema for Secure Digital Image Watermarking." In *Computer Science On-line Conference*, pp. 25-34. Springer, Cham, 2019.
14. Abodena, Omar, and Mary Agoyi. "Colour Image Blind Watermarking Scheme Based on Fast Walsh Hadamard Transform and Hessenberg Decomposition." *Studies in Informatics and Control* 27, no. 3 (2018): 339-348.
15. Bhowmik, Deepayan, and Charith Abhayaratne. "Embedding distortion analysis in wavelet-domain watermarking." *ACM Transactions on Multimedia Computing, Communications, and Applications (TOMM)* 15, no. 4 (2019): 1-24.
16. Mohsin, A. H., A. A. Zaidan, B. B. Zaidan, O. S. Albahri, A. S. Albahri, M. A. Alsalem, and K. I. Mohammed. "Based medical systems for patient's authentication: Towards a new verification secure framework using CIA standard." *Journal of medical systems* 43, no. 7 (2019): 192.
17. Klaas, D. K. S. Y., M. A. Imteaz, I. Sudiayem, E. M. E. Klaas, and E. C. M. Klaas. "Novel approaches in sub-surface parameterisation to calibrate groundwater models." In *IOP Conference Series: Earth and Environmental Science*, vol. 82, no. 1, p. 012014. IOP Publishing, 2017.
18. Alhumrani, Sultan A., and Mohammed J. Alhaddad. "ANN Model for Image Steganalysis Based on LSB." *International Journal of Computer Science and Information Security (IJCSIS)* 15, no. 7 (2017).
19. Li, Jingyou, and Chaozhu Zhang. "Blind and robust watermarking scheme combining bimodal distribution structure with iterative selection method." *Multimedia Tools and Applications* (2019): 1-35.
20. Bagade, Anant M., and Sanjay N. Talbar. "Intelligent Morphing and Steganography Techniques for Multimedia Security." In *Intelligent Techniques in Signal Processing for Multimedia Security*, pp. 47-64. Springer, Cham, 2017.
21. Baynath, Purvashi, KM Sunjiv Soyjaudah, and Maleika Heenaye-Mamode Khan. "Keystroke recognition using chaotic neural network." In *2017 3rd Iranian Conference on Intelligent Systems and Signal Processing (ICSPIS)*, pp. 59-63. IEEE, 2017.
22. Jarusek, Robert, Eva Volna, and Martin Kotyrba. "Photomontage detection using steganography technique based on a neural network." *Neural Networks* 116 (2019): 150-165.

23. Asikuzzaman, Md, and Mark R. Pickering. "An overview of digital video watermarking." *IEEE Transactions on Circuits and Systems for Video Technology* 28, no. 9 (2017): 2131-2153.
24. Cohen, Aloni, Justin Holmgren, Ryo Nishimaki, Vinod Vaikuntanathan, and Daniel Wichs. "Watermarking cryptographic capabilities." *SIAM Journal on Computing* 47, no. 6 (2018): 2157-2202.
25. Qin, Chuan, Ping Ji, Xinpeng Zhang, Jing Dong, and Jinwei Wang. "Fragile image watermarking with pixel-wise recovery based on overlapping embedding strategy." *Signal Processing* 138 (2017): 280-293.
26. Su, Qingtang, and Beijing Chen. "Robust color image watermarking technique in the spatial domain." *Soft Computing* 22, no. 1 (2018): 91-106.
27. Singh, Amit Kumar. "Improved hybrid algorithm for robust and imperceptible multiple watermarking using digital images." *Multimedia Tools and Applications* 76, no. 6 (2017): 8881-8900.
28. Shehab, Abdulaziz, Mohamed Elhoseny, Khan Muhammad, Arun Kumar Sangaiah, Po Yang, Haojun Huang, and Guolin Hou. "Secure and robust fragile watermarking scheme for medical images." *IEEE Access* 6 (2018): 10269-10278.
29. Parah, Shabir A., Javaid A. Sheikh, Farhana Ahad, Nazir A. Loan, and Ghulam Mohiuddin Bhat. "Information hiding in medical images: a robust medical image watermarking system for E-healthcare." *Multimedia Tools and Applications* 76, no. 8 (2017): 10599-10633.
30. Parah, Shabir A., Javaid A. Sheikh, Farhana Ahad, Nazir A. Loan, and Ghulam Mohiuddin Bhat. "Information hiding in medical images: a robust medical image watermarking system for E-healthcare." *Multimedia Tools and Applications* 76, no. 8 (2017): 10599-10633.
31. Sharma, Abhilasha, Amit Kumar Singh, and Satya Prakash Ghrera. "Robust and secure multiple watermarking for medical images." *Wireless Personal Communications* 92, no. 4 (2017): 1611-1624.
32. Naseri, Mosayeb, Shahrokh Heidari, Masoud Baghfalaki, Reza Gheibi, Josep Batle, Ahmed Farouk, and Atefeh Habibi. "A new secure quantum watermarking scheme." *Optik* 139 (2017): 77-86.
33. Wang, Jinwei, Shiguo Lian, and Yun-Qing Shi. "Hybrid multiplicative multi-watermarking in DWT domain." *Multidimensional Systems and Signal Processing* 28, no. 2 (2017): 617-636.
34. Wang, Yuan-Gen, Guopu Zhu, and Yun-Qing Shi. "Transportation spherical watermarking." *IEEE Transactions on Image Processing* 27, no. 4 (2018): 2063-2077.
35. Hao, Wei, Lingyun Xiang, Yan Li, Peng Yang, and Xiaobo Shen. "Reversible natural language watermarking using synonym substitution and arithmetic coding." (2018).
36. Roy, Soumitra, and Arup Kumar Pal. "A blind DCT based color watermarking algorithm for embedding multiple watermarks." *AEU-International Journal of Electronics and Communications* 72 (2017): 149-161.
37. Le Merrer, Erwan, Patrick Perez, and Gilles Trédan. "Adversarial frontier stitching for remote neural network watermarking." *Neural Computing and Applications* (2019): 1-12.
38. Singh, Durgesh, and Sanjay K. Singh. "DWT-SVD and DCT based robust and blind watermarking scheme for copyright protection." *Multimedia Tools and Applications* 76, no. 11 (2017): 13001-13024.
39. Singh, Amit Kumar, Basant Kumar, Sanjay Kumar Singh, S. P. Ghrera, and Anand Mohan. "Multiple watermarking technique for securing online social network contents using back propagation neural network." *future generation computer systems* 86 (2018): 926-939.
40. Nagai, Yuki, Yusuke Uchida, Shigeyuki Sakazawa, and Shin'ichi Satoh. "Digital watermarking for deep neural networks." *International Journal of Multimedia Information Retrieval* 7, no. 1 (2018): 3-16.
41. Liu, Yang, Shanyu Tang, Ran Liu, Liping Zhang, and Zhao Ma. "Secure and robust digital image watermarking scheme using logistic and RSA encryption." *Expert Systems with Applications* 97 (2018): 95-105.
42. Susanto, Ajib, Christy Atika Sari, and Eko Hari Rachmawanto. "Hybrid method using HWT-DCT for image watermarking." In *2017 5th International Conference on Cyber and IT Service Management (CITSM)*, pp. 1-5. IEEE, 2017.
43. Thakkar, Falgun N., and Vinay Kumar Srivastava. "A blind medical image watermarking: DWT-SVD based robust and secure approach for telemedicine applications." *Multimedia Tools and Applications* 76, no. 3 (2017): 3669-3697.
44. Muhammad, Nazeer, Nargis Bibi, Iqbal Qasim, Adnan Jahangir, and Zahid Mahmood. "Digital watermarking using Hall property image decomposition method." *Pattern Analysis and Applications* 21, no. 4 (2018): 997-1012.
45. Dey, Nilanjan, Amira S. Ashour, Sayan Chakraborty, Sukanya Banerjee, Evgeniya Gospodinova, Mitko Gospodinov, and Aboul Ella Hassanien. "Watermarking in biomedical signal processing." In *Intelligent techniques in signal processing for multimedia security*, pp. 345-369. Springer, Cham, 2017.
46. Abraham, Jobin, and Varghese Paul. "An imperceptible spatial domain color image watermarking scheme." *Journal of King Saud University-Computer and Information Sciences* 31, no. 1 (2019): 125-133.

47. Zhou, Ri-Gui, Wenwen Hu, and Ping Fan. "Quantum watermarking scheme through Arnold scrambling and LSB steganography." *Quantum Information Processing* 16, no. 9 (2017): 212.
48. Thakur, Sriti, Amit Kumar Singh, Satya Prakash Ghrera, and Mohamed Elhoseny. "Multi-layer security of medical data through watermarking and chaotic encryption for tele-health applications." *Multimedia tools and Applications* 78, no. 3 (2019): 3457-3470.
49. Sreenivas, K., and V. Kamkshi Prasad. "Fragile watermarking schemes for image authentication: a survey." *International Journal of Machine Learning and Cybernetics* 9, no. 7 (2018): 1193-1218.
50. Singh, Siddharth, Vivek Singh Rathore, and Rajiv Singh. "Hybrid NSCT domain multiple watermarking for medical images." *Multimedia Tools and Applications* 76, no. 3 (2017): 3557-3575.
51. Hwang, Min-Jae, JeeSok Lee, MiSuk Lee, and Hong-Goo Kang. "SVD-based adaptive QIM watermarking on stereo audio signals." *IEEE Transactions on Multimedia* 20, no. 1 (2017): 45-54.
52. Fazlali, Hamid R., Shadrokh Samavi, Nader Karimi, and Shahram Shirani. "Adaptive blind image watermarking using edge pixel concentration." *Multimedia Tools and Applications* 76, no. 2 (2017): 3105-3120.
53. Su, Qingtang, Gang Wang, Xiaofeng Zhang, Gaohuan Lv, and Beijing Chen. "An improved color image watermarking algorithm based on QR decomposition." *Multimedia Tools and Applications* 76, no. 1 (2017): 707-729.
54. Ansari, Irshad Ahmad, and Millie Pant. "Multipurpose image watermarking in the domain of DWT based on SVD and ABC." *Pattern Recognition Letters* 94 (2017): 228-236.
55. Chauhan, Digvijay Singh, Amit Kumar Singh, Basant Kumar, and J. P. Saini. "Quantization based multiple medical information watermarking for secure e-health." *Multimedia tools and applications* 78, no. 4 (2019): 3911-3923.
56. Qin, Chuan, Ping Ji, Jinwei Wang, and Chin-Chen Chang. "Fragile image watermarking scheme based on VQ index sharing and self-embedding." *Multimedia Tools and Applications* 76, no. 2 (2017): 2267-2287.
57. Kim, Sam, and David J. Wu. "Watermarking cryptographic functionalities from standard lattice assumptions." In *Annual International Cryptology Conference*, pp. 503-536. Springer, Cham, 2017.
58. Singh, Satendra Pal, and Gaurav Bhatnagar. "A new robust watermarking system in integer DCT domain." *Journal of Visual Communication and Image Representation* 53 (2018): 86-101.
59. Sutojo, T., Eko Hari Rachmawanto, and Christy Atika Sari. "Fast and efficient image watermarking algorithm using discrete tchebichef transform." In *2017 5th International Conference on Cyber and IT Service Management (CITSM)*, pp. 1-5. IEEE, 2017.
60. Qasim, Asaad F., Farid Meziane, and Rob Aspin. "Digital watermarking: Applicability for developing trust in medical imaging workflows state of the art review." *Computer Science Review* 27 (2018): 45-60.
61. Kumar, Shishir, Neha Jain, and Steven Lawrence Fernandes. "Rough set based effective technique of image watermarking." *Journal of Computational Science* 19 (2017): 121-137.
62. Wang, Chunpeng, Xingyuan Wang, Zhiqiu Xia, and Chuan Zhang. "Ternary radial harmonic Fourier moments based robust stereo image zero-watermarking algorithm." *Information Sciences* 470 (2019): 109-120.
63. Liu, Xilin, Guoni Han, Jiasong Wu, Zhuhong Shao, Gouenou Coatrieux, and Huazhong Shu. "Fractional Krawtchouk transform with an application to image watermarking." *IEEE Transactions on Signal Processing* 65, no. 7 (2017): 1894-1908.
64. Ernawan, Ferda, and Muhammad Nomani Kabir. "A robust image watermarking technique with an optimal DCT-psychovisual threshold." *IEEE Access* 6 (2018): 20464-20480.
65. Chen, Chien-Chang, Yao-Hong Tsai, and Hsin-Cheng Yeh. "Difference-expansion based reversible and visible image watermarking scheme." *Multimedia Tools and Applications* 76, no. 6 (2017): 8497-8516.