

## Describing and foreseeing early commentators for successful item showcasing on internet business sites

Dr.B.V.Baiju<sup>a</sup>, N.Sandeep<sup>b</sup> M.V.S.Mahendra<sup>c</sup>, P.Venkatesh<sup>d</sup>

<sup>a,b,c,d</sup>Department of Information Technology Hindustan Institute of Technology and Sciences., Chennai, India

<sup>a</sup>bvbaiju@hindustanuniv.ac.in, <sup>b</sup>n.sandeepmng@gmail.com, <sup>c</sup>bantimuttineni9@gmail.com, <sup>d</sup>pamidivenkatesh999@gmail.com

**Article History:** Received: 10 January 2021; Revised: 12 February 2021; Accepted: 27 March 2021;  
Published online: 28 April 2021

**Abstract:** Prior to settling on a buy choice, online surveys have become a significant wellspring of data for clients. Pre-item assessment typically fundamentally affects item deals. In this article, we regularly utilize the principal commentator's report on the two significant internet business stages to examine their conduct attributes. In particular, we partition the life expectancy of the item into three continuous classes, specifically starting, most and in reverse. The client who presented the update in the initial step is viewed as the main analyst. We characterize the first analyst dependent on the rating of the first commentator, the help scores got from others, and their surveys of item inclinations. We tracked down that the past commentator attempted to give a high score, while the primary analyst was utilized to post exceptionally valuable remarks. Our examination of item surveys likewise shows that the first commentator's evaluations and the assistance scores they get may influence the item's prevalence. Audit the way toward submitting remarks as a serious multiplayer game. We utilized a model dependent on the novel arrangement to make the main forecast of the commentator

**Keywords:** Earlyreviewer,early review,embedding model

### 1. Introduction

The improvement of web based business sites permits clients to distribute their encounters by circulating item surveys, which may contain helpful criticism on the item. Most clients read online audits prior to buying items. As we as a whole know, 70% of online buyers read online surveys prior to purchasing items. Particularly early updates. Essentially affects item deals. We welcome clients who have presented the first update to the first analyst. Albeit early commentators just give few remarks, their suppositions may decide the achievement or disappointment of the new item. It is significant for organizations to recognize early analysts on the grounds that their inadequacies can assist the organization with refining its promoting system and improve item styles, which may prompt the achievement of its future items. Subsequently, the primary clump of analysts turned into the oversight and attractors of the organization's first stage. The part of early surveys draws in the consideration of advertisers to decide customers' buying objectives. For instance, Flipkart is one of the biggest online business organizations on the planet, and it advances the "Early Reviewer Program", which assists with getting early updates for items with practically zero updates. Through this program, Flipkart buyers can get familiar with the item and settle on an educated buy choice. As another connected program, Flipkart welcomed the most believed commentators on Amazon to compose thoughts for new items and emergency treatment items to help its clients settle on educated buying choices. In view of their meetings, we tracked down that early analysts are vital in item advertising. In this article, we proactively utilize the updates delivered by early reporters on free web based business stages (like Amazon and flipkart) to examine its social qualities. Subsequently, we intend to direct compelling examination and make exact expectations for early analysts. This issue is firmly identified with the new plan. From an overall perspective, the way toward submitting remarks can be viewed as an inventive disclosure, a conviction that necessities to clarify how thoughts and advances spread the qualities of new innovations, online media and web-based media. Hence, the vast majority of these investigations are examination hypotheses at the full scale level, so there is an absence of exploration. With the quick development of online web-based media stages and the accessibility of undeniable level web-based media information, research on the development of advancement has gotten more boundless in web-based media. In any case, in many applications, you can't see online media connections or web-based media. Subsequently, existing strategies that depend via web-based media or web-based media channels have nothing to do with our present issue of foreseeing first-time analysts dependent on online updates. To display the conduct of the main analysts, we have built up an approach to introduce the interaction of acknowledgment in the informational collections of the biggest significant audit in reality, in particular Amazon and flipkart. Specifically, with a given item, commentators will channel by their time stamps to distribute their updates. Then, we partition the life expectancy of an item into three sequential classifications, specifically beginning, most extreme and opposite. Clients who submit remarks in the good 'ol days are viewed as the main analysts. In the work here, we center essentially around two tasks. The first undertaking is to break down the full highlights of the first commentators contrasted with most analysts and commentators late. We recognized their objective scoring conduct and the help scores they got from others, just as the significance of their surveys on item mindfulness. The subsequent errand is to examine the expectation model that can foresee the principal commentators of a specific item. To dissect the highlights of the first analysts, we

utilized two key components identified with their audit, to be specific their survey rating and the help school gave to other people. We tracked down that early analysts frequently gave high appraisals to items, while first-time commentators regularly posted the most helpful updates. Our discoveries above may feature the significance of the old standards of advancing human hypothesis in sociology, particularly those that figure out how new things are as yet dispersed to members over the long run. Early adopters are bound to change their demeanor than late beneficiaries, and prior beneficiaries have higher thoughts of assessment than the individuals who take later. We can interface our discoveries with the idea of individual change in the accompanying manner: a high appraising might be viewed as certain for an item, while high-esteem casting a ballot support audits given by others might be viewed as thoughts for authority. We additionally portray the discoveries of an inside and out investigation of the gathering's monetary and social conduct. This alludes to the way that individuals are extraordinarily affected by the choices of others. To figure the main analysts, we recommend a novel methodology by dealing with the way toward distributing a survey as a multiplayer serious game. Just the most serious clients can be the primary item analysts. The interaction of a game can be isolated into two examinations between two players. In a two-man match, the champ will lose the washout rapidly. Empowered by ongoing advances in appropriated introduction readings, we suggest utilizing a line-based installing model. The initial step is to plan clients and items to a similar implanted area, and afterward decide their request as per the two-client request of a given item. The comparing distance showed by the item. Past research has emphatically proposed that individuals are unequivocally affected by others' choices, which can be clarified by the conduct of the group. Past surveys contain significant item appearances from past clients, which are significant references to buy choices. At the point when shoppers utilize outsider item testing to assess the presentation of gatherings inside an online group, item quality is surveyed. As opposed to the investigation on group conduct, we center around breaking down the absolute number of qualities of the primary analysts with countless true commentators. Early commentators anticipated that this work was a serious issue, and as needs be, a novel-based methodology is proposed. As far as anyone is concerned, the prescient capacity of self-survey has gotten little consideration in the writing. We present the main instructional exercise on utilizing two huge informational collections to show the first commentators on business sites. You need to examine the highlights of the first analysts and their effect on the fame of the item. As we as a whole know, as a serious multiplayer game, we have offered help for a progression of ends during the time spent distributing financial audits, and we have made a center degree of forecasts for early analysts. The most broad tests are performed on two significant worldwide informational indexes. Amazon and flipkart have shown the adequacy of our methodology in foreseeing early analysts.

## **2. Related work:**

The conditions for the primary securing came from the old thoughts of development. The underlying adopter may think about setting up a modified item, that is, the main client of a given organization, the item. Social and monetary perspectives have contemplated the significance of embracing understudies. It ought to be shown that the beneficiary is significant in determining, delivering market items, etc. Hence, the impact of first-time recorders is firmly identified with moral exploration, which implies that individuals are more affected by others' choices, web-based media promoting, and item achievement. Regarding item showcasing, buyers normally pick well known items since they think the prominence mirrors the best purchasers attempt to purchase the item. Thusly, this investigation demonstrates the social effect of early connectors. After research, it is tracked down that past client item surveys, (for example, star appraisals and deals) will influence clients in online item determination. The investigation and disclosure of new contestants utilizing new materials have excited extraordinary consideration from the examination local area. Just referencing the three components of the telecom interaction, research on advancement, correspondence stations and online media. Early examination, particularly hypothetical investigation at the full scale level. With the development of online web-based media stages and the accessibility of different web-based media information, new development examines have been directed on interpersonal organizations, incorporating networks with follow-up asset issues or tweet organizations, client click maps and new content organizations [ 11]. ]. Favored model inclination examination has been read for quite a long time [31] [35] [36], and an outline of antiquated techniques and strategies has been presented in [37]. Through the favored model examination, we can finish any standard work. For instance, in IR, the read estimation means to peruse a rundown of chose things with chose attributes [38]. The three kinds of discovering that are broadly utilized in estimation techniques incorporate brilliant focuses, shrewd coordinating and including savvy strategies [39] notwithstanding IR, games and games have additionally widely considered techniques for rivalry level, the motivation behind which is to evaluate the degree of abilities of every member [40]-[43]. These courses for the most part utilize scalar qualities to measure the ability level of every player. For instance, in view of the two-man model [44], the TrueSkill situation program created by Microsoft [26] utilizes the exceptional conveyance of Gaussian to decide every individual's capacity and vulnerability. There are likewise courses that emphasis on the strength of every player by learning group rivalry [45], [46]. These frameworks address the credits of each article or player as a number, which can be very much adjusted to complex worldwide settings. To tackle this issue, numerous examinations propose utilizing quicker displaying techniques for entertainers, for example, embeddings the Bradle terry model by submitting explicit

assignment choices [47], [48]. As of late, Chen et al. It is prescribed to utilize multilateral entries to click [32] and setting data [49] simultaneously to build up a fair near relationship model. In online media, it is by and large accepted that opposition is normally joined by polished methodology. A considerable lot of these examinations endeavor to utilize the degree of seriousness to mirror the expert degree of clients, like openly inquisitive and noting famous stages and ejections. Through the execution of dispersed learning [53], the dissemination of re-learning has been effectively utilized in different application zones, including nearby language preparing (NLP), discourse acknowledgment and PC acknowledgment. The primary thought of distributed portrayal is to utilize low-thickness vectors to address material association. For instance, in NLP, numerous semantic models have been proposed, including word inserting [16], state installing [54] and sentence implanting [55]. Word installing models, (for example, Word2vec [16]) utilize ceaseless factors to address more seasoned ngram language models to address words in vector space, and have been effectively used to acquire the most recent semantics of NLP works. Specifically, the word vec gives two fundamental model designs, in particular skip language structure (SG) and consistent word pack. SG predicts encompassing words dependent on the current name, while cbow utilizes encompassing words as conditions to anticipate the current name.

The terms of early adopter come from the classic theory for Innovations. Early adopter can refer to a trend setter, an early customer of a given company, product. The importance of early adopters has been studied in sociology and economics. It should have been shown that early adopters are important in prediction, market product promotion, and so on. So the influence of early adopters is closely related to the studies of hard behavior. Which tells that individuals are strongly influenced by the decisions of others., decision-making social marketing and product success. As for product marketing, consumers frequently select popular brands because they believe that the popularity indicates better

best quality. Buyers try to buy for the product. So, this study shows that the social influence of early adaptors. After Some investigations also reveal that product evaluations from previous adopters, such as star ratings and sales volume, influence customers online product choices. The analysis and detection of early adopters in the diffusion of innovations have attracted much attention from the research community. Generally speaking three elements of a diffusion process have been studied attributes of an innovation, communication channels, and social network structures. Early studies are mainly theoretical analysis at the macro level. With the growth of online social platforms and the availability of a huge volumes of social networking data, studies of the diffusion of innovations have been hugely conducted on social networks, including resource constrained networks following or re tweet networks, user click graphs and textbased innovation networks [11]. Modeling Comparison-based Preference Comparison-based preference has been studied for several decades [31] [35] [36], and a survey of the classic approaches and methods was given in [37]. By modeling comparison-based preference we can essentially perform any ranking task. For example, in IR, learning to rank aims to learn the ranking for a list of candidate items with selected features [38]. Three categories of widely used learning to rank approaches include point wise, pair wise and list wise methods [39]. Apart from IR, the competition-based ranking methods have also been widely studied in games and matches, where the aim is to evaluate the skill level of each involved player [40]–[43]. These studies typically only use a scalar value as the measure of the skill rating of an individual player. For example, based on the two-player model [44], TrueSkill ranking system [26] developed by Microsoft uses a univariate Gaussian distribution to model each player's skill and uncertainty. There are also studies that aim to each player's strength through learning from group competition [45], [46]. These methods represent the properties of each item or player as a single number, which cannot well adapt to many complex real-world settings. To addressing this problem, plenty of studies proposes to use more expressive ways of modeling players, such as generalize Bradle terry model with vectorizing representations for the preference ranking task [47], [48]. More recently, Chen et al. have proposed to use multi-dimensional representations to click both in-transitivity [32] and context information [49] for modeling pairwise comparison relations. At sociology it is a common sense that competition is usually co-related with experts. For that many studies try to model the experting level of a user using a competition based ranking approach, like community question and answering platforms and generalized crowdsourcing systems. Distributed Representing learning Since its seminal work [53], distributed re presentation learning has been successfully used in various application areas including natural language processing (NLP), speech recognition and computer vision. The main idea of distributed representations is to utilize low-dimensional dense vectors to represent information entities. For example, in NLP, several semantic models have been proposed, including word embedding [16], phrase embedding [54], and sentence embedding [55]. Word embedding models such as word2vec [16], have generalizing the classic language models by using continuous variables to represent words in a vector space and have been successfully applied to capture latent semantics for NLP tasks. especially, word vec has given two major model architectures, namely skip-gram (SG) and continuous bag-of-words. SG predicts the surrounding words based on the current word, while cbow predicts the current word using the surrounding words as contexts. In CBOW, the contextual information is modeled as an embedding vector using an average pooling over the embeddings of surrounding words. Based on word2vec, doc2vec [55] later incorporates the documents specific embeddings into the word2vec model. Similar to word2vec,

it also provides two model architecture: distributed bag-of-words model and distributed memory model. More recently, the concept of distributed representations has been extended beyond pure language modeling to various text related tasks, such as knowledge graph completion [17], [56], text-based attribute representation [57] and multimodal modeling [58]. In addition to model text data, the distributed representation approach have applied to various applications in other fields, like as networking analysis [59] and recommendation [60] [61] [62].

### **3. Algorithm used:**

#### **Naïve Bayes Algorithm:**

In machine learning, the vacant Bayes is a progression of straightforward "classifiers, in light of a Bayes' hypothesis and with a solid (uninformed) suspicion of freedom between the components. Since the 1950's, the Naive Bayes have been generally contemplated. In the mid-1960s, it was brought into the local area of text recovery under an alternate name, and it is as yet a notable (essential) approach to isolate text, that is to decide if a report has a place with some class (like spam or law, sports) Exercise). (Or then again political, and so on) The recurrence of words is a factor. With appropriate pre-change, there are further developed techniques (counting vector support gear) in this serious field. It has likewise been utilized in robotized clinical preliminaries. [3] The unpracticed Bayes divider has a high pace of disappointment. In a learning issue, the quantity of boundaries related with the line and the quantity of factors (highlights/expectations) is required. Astute preparing should be possible by inspecting the declarations of shut structures 718 that require line time, instead of by costly iterative estimations like numerous different sorts of classifiers. In software engineering course readings and books, the thoughtless Bayive model is known by different names, including Simple Bay and Independent Bay. These terms allude to the use of Bayes hypothesis to the standards of publication choice, yet the Naive Bayes are (not actually) the Bayesian approach.

### **4. Methodology:**

#### **A. Frequency based Itemset Mining**

The shared factor of mining is a typical and significant issue in information mining. In the event that the set article support is underneath the client characterized limit, the set thing is rehashed. The overall strategy for unearthing itemset squander is viewed as an information base of mining activities. In a bunch of execution information, a standard item set is a common article set. Distinguishing every one of the basic deals in an exhibition informational collection is the objective of standard ware mining. It is worked as a stage towards the procurement of relationship rules, yet these standards have been rearranged in a couple of different models. Expandable techniques for uncovering basic garbage in enormous working information bases are on the ascent, as they frequently have countless remarkable things in a one-of-a-kind exchange data set, and their assortment can produce an exceptionally huge number of itemsets.

#### **B. Utility based Itemset Mining**

By seeing client characterized utilization conditions, a bunch of useful articles with their dynamic worth that surpasses the base line ease of use can be identified. A far reaching subject around all parts of financial use in information mining depends on utilization. It incorporates crafted by financially savvy schooling and dynamic learning, just as crafted by distinguishing phenomenal occasions with a high incentive for effectiveness. In light of this, we offer a bunch of calculations now to uncover a bunch of different assets dependent on recurrence from the exchanging industry information base, which will incredibly aid resource the executives and advancement. In light of the impediments of a typical or phenomenal item that sets mines, analysts have energized the thought of the techniques utilized in mining, which permits the client to appropriately communicate his perspectives on the estimation of products like the estimation of the help, and find a large number of the great worth properties. Cutoff surpassed. With these arrangements of calculations, it is feasible to decide the dynamic clients of each such thing set in the mines and measure them regarding all out-business esteem. This will significantly uphold the improvement of client relationship the executives (CRM) measures, like occasion the board and client isolation. Among every one of the kinds of materials utilized. This could add monetary and business use to existing mining cycles and advancements. The inward exploration zone for applied information has been recognized as effective mines, which expect to obtain and introduce dynamic item sets.

#### **C. Correlation feature selection**

Capacity determination is a significant headway in AI. It means to diminish the size, recover undetectable information, improve learning perception and upgrade the comprehension of results

#### **Steps of feature selection**

In the event that the subset work is extremely identified with the class, yet not exceptionally identified with other class capacities, it is acceptable. Step: Subset age: We utilized four classifiers to gauge different parts of the

informational index. At that point, we apply the initial 3, 4, and 5 components to the "subset" format parcel: every separator is applied to a set. Setting conditions: The test cycle proceeds until 5 subsets are chosen. Capacity result confirmation: We utilize a 10-direct acknowledgment technique toward check the precision of every separator.

**D. Classification techniques**

**Naïve Bayes**

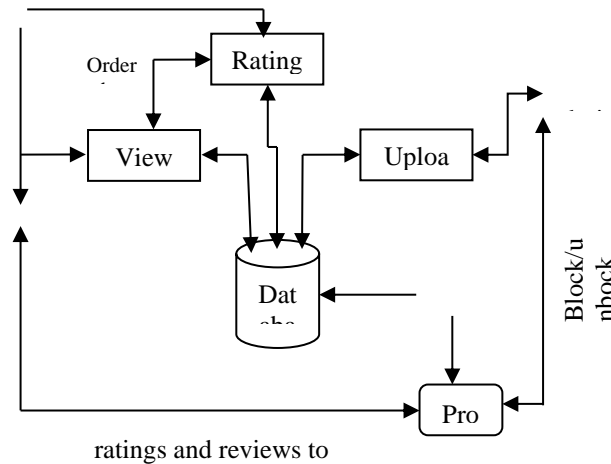
At the point when the information size is enormous, the Naive Bayesian arranging strategy will be utilized. This is a straightforward algorithm; however, it gives preferred outcomes over different calculations. We utilize this technique to discover the understudy's scholastic presentation by ascertaining the likelihood of every incorporation under flighty conditions. It can prepare on substantial preparing information and furthermore forestalls further lopsided characteristics

**Instance-based-k-nearest neighbor**

In this cycle, the new items are recognized by looking at the articles recorded on the head utilizing a distance scale. Thusly, we need data set maintenance. Coordinating with things occur by setting them close to the genuine article. Close by neighbors can do this by utilizing programmed or operational validation

**The benefits of the proposed methodology are** 1)The principal analyst generally gives the most elevated score, and the main commentator typically presents the most valuable remarks. Increment item perceivability.

**Architecture diagram:**



**Fig 1:** Architecture diagram

A design graph is a framework chart used to draw out the general structure of a product framework and the connections, issues and limits between segments. It is a significant apparatus since it gives an outline of the actual transmission of the product program and its developmental cycle.

- First, the director transfers the item to the site and adds past audits and item evaluations to the site. Second, clients can sign in to the site and view their items and appraisals. By seeing item includes, if clients like the item, they can add their rating to the item. At last, if a client needs to arrange an item, they can arrange by adding the item to the shopping basket.

**5. Module description:**

**UPLOAD PRODUCTS:**Upload items: Upload items are made by the head. An approved individual transfers fresh debuts to the framework recorded by the client. You may transfer items with their own logo (like item, shading and any remaining guarantee subtleties). Uploaded items can be hindered or opened by clients. **PRODUCT REVIEW BASED ORDER:**Based on client remarks and explicit things, client item see ideas are recorded. The Naive Bayes calculation was utilized in this task to decide if the sensation of a given audit was positive or negative. Depending on the calculation discharge, proposals are given to the client. Use calculation and rundown items on the client side contingent upon the advantages and disadvantages.

**RATINGS AND REVIEWS:**Ratings and surveys are key venture thoughts, the point being to discover compelling item showcasing. The fundamental reason for this venture is to get client audits dependent on how clients purchase or what they purchase. The fundamental accessibility of a task is an ideal opportunity to give a

gauge and its result. This will help clients who will purchase a similar item.

**DATA ANALYSIS:**The main part of the project is to analysis the ratings and reviews that are given by the user.The products can be analysis based on the numbers which are given by user. The user data analysis of the data can be done by charts format. The graphs may vary like pie chart, bar chart or some other charts.

#### UML Diagram :

UML graph is a chart dependent on UML (Unified Modeling Language), whose design is to outwardly address the framework and its principle members, jobs, activities, curios or classes, to all the more likely get, change, keep up or record related frameworks Information. It is adequately incredible to address every one of the ideas that exist in object-arranged examination and plan. UML graphs just address object-situated ideas. Hence, prior to learning UML, it gets imperative to comprehend OO ideas in detail. ...Classes-Classes are outlines for objects.

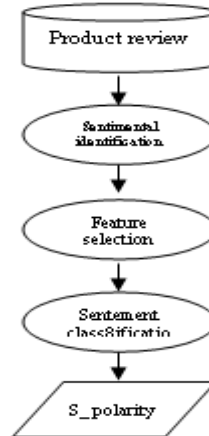
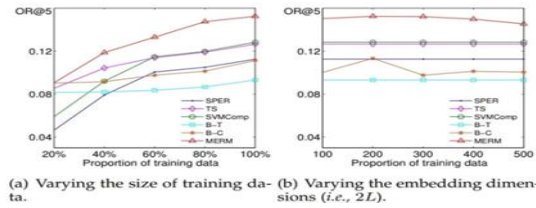


Fig 2:Data flow diagram

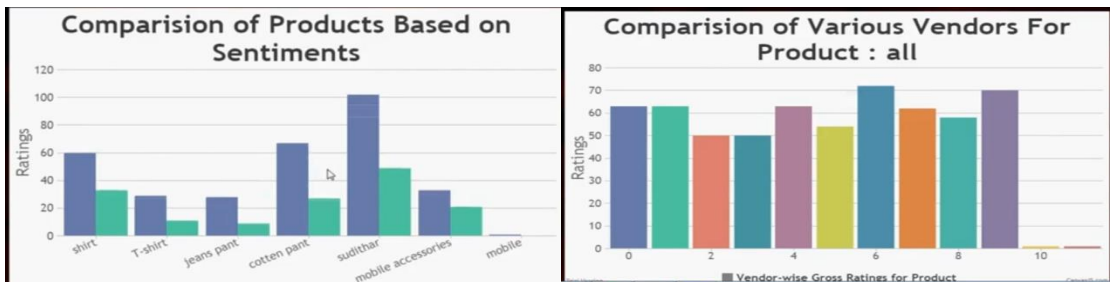
#### 6. Results and analysis:

It tends to be seen that the least difficult benchmark dependent on the quantity of past remarks posted by (NR) clients positioned the easiest the most exceedingly terrible. It shows that clients who post an enormous number of remarks don't really effectively take an interest in the early reception of the item. NER is an improvement over NR, which shows that clients who have recently filled in as early commentators of different items are bound to receive new items later on. PER outflanks NER in the Amazon informational index, and beats NER in the Yelp informational collection. The impact of smooth PER (SPER) is superior to PER. Just at times, the two examination-based benchmarks, B-T and B-C, are better than factual based techniques and don't bring huge upgrades. These outcomes are predictable with the discoveries recently revealed in [27] that when the preparation information is sufficiently huge, the basic proportion-based strategy functions admirably. By and large, B-C performed better compared to B-T. B-C doesn't utilize a solitary worth, however a vectorized portrayal to show the player's solidarity. Likewise, the two rivalry-based techniques, TS and SVMComp, have likened every one of the benchmarks referenced previously. In spite of the fact that SVMComp is somewhat better compared to TS, there is no huge distinction between them. TS is an exemplary game model used to portray the player's solidarity, and SVMComp has been demonstrated to be successful in the QA master search task [27]. These two strategies performed best in our benchmark. Contrasted and all baselines, our proposed model MERM has accomplished huge enhancements. Contrasted and different baselines that solitary utilize a solitary worth to gauge a client's beginning phase, MERM learns a multidimensional portrayal of the client from the examination pair. Despite the fact that B-C likewise utilizes a multi-dimensional portrayal to display the player's solidarity, the impact isn't ideal in our errand. The conceivable explanation is that B-C requirements to learn more boundaries (ie, leaf vector and chest vector); and in our informational index, the examination pair utilized for preparing is scanty. The fundamental contrast of MERM is that it likewise learns item installing dependent on helper data identified with item title and classification data. It successfully projects items and client installed things into a similar nonstop space for direct examination, and positions clients by enhancing the edge-based positioning target work in an item related way. In the second arrangement of analyses, we further inspected the impact of the measure of preparing information on the expectation aftereffects of early commentators. We give the consequences of the Amazon informational index, and the aftereffects of the Yelp informational index are comparative and are discarded here. By fixing the test information to 20%, we partition the excess 80% preparing information into five unique parts: {20%, 40%, 60%, 80%, 100%}. The outcomes are appeared in Figure 3(a). As a rule, we see that the presentation of all strategies diminishes as the

preparation information diminishes. For any measure of preparing information, our MERM strategy for the most part performs better compared to different strategies. We likewise changed the quantity of sizes (ie 2L) utilized for client and item portrayal in B-C and MERM, and detailed the outcomes in Figure 3(b). It very well may be seen that a dimensionality of 200 produces the best exhibition.



**Fig.3(a),fig.3(b)** Early reviewer prediction performance with different sizes of training set or embedding dimensions in Amazon dataset. In figures 4(a) and 4(b) we have shown the comparison of products based on sentiments and comparison of various vendors for product.



**Fig 4(a),4(b):**Comparison of products based on sentiments and comparison of various vendors for product

**7. Conclusion:**

In this article, we read crafted by the novel, which clarifies the first commentators and predicts two data sets of genuine online audits. Our creative investigation supports a progression of hypothetical ends from society and economy. We tracked down that (1) the main analyst will in general give a higher score; (2) the principal commentator for the most part submits valuable remarks. Our surveys likewise show that the appraisals of the main commentators and their scores may influence the notoriety of the item over the long haul. We have acknowledged the opposition based displaying cycle to submit to the survey interaction and built up a margin based embedding ranking model (MERM) to foresee first-time analysts in quite a while. In our present work, we don't believe the substance to be assessed. Later on, we will investigate successful approaches to fuse content into our first prescient model. Moreover, on the grounds that it is hard to acquire significant data from our remark information, we didn't comprehend the design of interpersonal interaction locales and interpersonal organizations while disseminating new substance. We will examine other information sources, like Flixster, from which web-based media can be separated and completely dissected. As of now, we are zeroing in on the examination and expectation of the primary group of analysts, and simultaneously we actually need to tackle a significant issue, that is, the means by which to improve item promoting with the attributes of the main clump of commentators. Later on, we will work with internet business organizations to explore this action in genuine business cases

**References**

1. J. McAuley and A. Yang, "Addressing complex and subjective product-related queries with customer reviews," in WWW, 2016, pp. 625–635.
2. N. V. Nielsen, "E-commerce: Evolution or revolution in the fastmoving consumer goods world," nngroup. com, 2014.
3. W. D. J. Salganik M J, Dodds P S, "Experimental study of inequality and unpredictability in an artificial cultural market," in ASONAM, 2016, pp. 529–532.
4. R. Peres, E. Muller, and V. Mahajan, "Innovation diffusion and new product growth models: A critical review and research directions," International Journal of Research in Marketing, vol. 27, no. 2, pp. 91 – 106, 2010.
5. L. A. Fourt and J. W. Woodlock, "Early prediction of market success for new grocery products." Journal of Marketing, vol. 25, no. 2, pp. 31 – 38, 1960.
6. B. W. O, "Reference group influence on product and brand purchase decisions," Journal of Consumer Research, vol. 9, pp. 183–194, 1982.
7. J. J. McAuley, C. Targett, Q. Shi, and A. van den Hengel, "Imagebased recommendations on styles and substitutes," in SIGIR, 2015, pp. 43–52.

8. E. M. Rogers, *Diffusion of Innovations*. New York: The Rise of High Technology Culture, 1983.
9. K. Sarkar and H. Sundaram, "How do we find early adopters who will guide a resource constrained network towards a desired distribution of behaviors?" in *CoRR*, 2013, p. 1303.
10. D. Imamori and K. Tajima, "Predicting popularity of twitter accounts through the discovery of link-propagating early adopters," in *CORR*, 2015, p. 1512.
11. X. Rong and Q. Mei, "Diffusion of innovations revisited: from social network to innovation network," in *CIKM*, 2013, pp. 499–508.
12. I. Mele, F. Bonchi, and A. Gionis, "The early-adopter graph and its application to web-page recommendation," in *CIKM*, 2012, pp. 1682–1686.
13. Y.-F. Chen, "Herd behavior in purchasing books online," *Computers in Human Behavior*, vol. 24(5), pp. 1977–1992, 2008.
14. Banerjee, "A simple model of herd behaviour," *Quarterly Journal of Economics*, vol. 107, pp. 797–817, 1992.
15. A. S. E, "Studies of independence and conformity: I. a minority of one against a unanimous majority," *Psychological monographs: General and applied*, vol. 70(9), p. 1, 1956.
16. T. Mikolov, K. Chen, G. S. Corrado, and J. Dean, "Efficient estimation of word representations in vector space," in *ICLR*, 2013. [17] A. Bordes, N. Usunier, A. Garc'ia-Duran, J. Weston, and O. Yakhnenko, "Translating embeddings for modeling multirelational data," in *NIPS*, 2013, pp. 2787–2795.
17. A. S. E, "Studies of independence and conformity: I. a minority of one against a unanimous majority," *Psychological monographs: General and applied*, vol. 70(9), p. 1, 1956.
18. M. L. S. D. X. W. L. S. Mingliang Chen, Qingguo Ma, "The neural and psychological basis of herding in purchasing books online: an event-related potential study," *Cyberpsychology, Behavior, and Social Networking*, vol. 13(3), pp. 321–328, 2010.
19. V. G. D. W. Shih-Lun Tseng, Shuya Lu, "The effect of herding behavior on online review voting participation," in *AMCIS*, 2017.
20. S. M. Mudambi and D. Schuff, "What makes a helpful online review? a study of customer reviews on amazon.com," in *MIS Quarterly*, 2010, pp. 185–200.
21. J. J. McAuley, R. Pandey, and J. Leskovec, "Inferring networks of substitutable and complementary products." in *KDD*, 2015, pp. 785–794.
22. E. Gilbert and K. Karahalios, "Understanding deja reviewers." in *CSCW*, 2010, pp. 225–228.
23. E.-P. Lim, V.-A. Nguyen, N. Jindal, B. Liu, and H. W. Lauw, "Detecting product review spammers using rating behaviors," in *CIKM*, 2010, pp. 939–948.
24. C. Wang and D. M. Blei, "Collaborative topic modeling for recommending scientific articles," in *SIGKDD*, 2011, pp. 448–456.
25. R. Herbrich, T. Minka, and T. Graepel, "Trueskill: A bayesian skill rating system," in *NIPS*, 2006, pp. 569–576.
26. J. Liu, Y.-I. Song, and C.-Y. Lin, "Competition-based user expertise score estimation," in *SIGIR*, 2011, pp. 425–434.
27. Q. V. Le and T. Mikolov, "Distributed representations of sentences and documents," in *ICML*, 2014, pp. 1188–1196.
28. Y. B. Xavier Glorot, "Understanding the difficulty of training deep feedforward neural networks," in *AISTATS*, 2010, pp. 249–256.
29. R.-E. Fan, K.-W. Chang, C.-J. Hsieh, X.-R. Wang, and C.-J. Lin, "Liblinear: A library for large linear classification," *Machine Learning Research*, vol. 9, pp. 1871–1874, 2008.
30. R.A. Bradley and M.E. Terry, "Rank analysis of incomplete block designs: I. the method of paired comparisons," in *Biometrika*, 1952, pp. 324–345.
31. S. Chen and T. Joachims, "Modeling intransitivity in matchup and comparison data," in *WSDM*, 2016, pp. 227–236.
32. K. S. Utpal M. Dholakia, "Coveted or overlooked? the psychology of bidding for comparable listings in digital auctions," *Marketing Letters*, vol. 12, p. 223235, 2001.
33. N. Meade and T. Islam, "Modelling and forecasting the diffusion of innovation a 25-year review," *International Journal of Forecasting*, vol. 22, no. 3, pp. 519 – 545, 2006.
34. R.D. Luce, "Individual choice behavior a theoretical analysis," in *John Wiley and Sons*, 1959.
35. L.L. Thurstone, "A law of comparative judgment," *Psychological review*, vol. 34, no. 4, p. 273, 1927.
36. M. Cattelan, "Models for paired comparison data: A review with emphasis on dependent data," *Statistical Science*, vol. 27, no. 3, pp. 412–433, 2012.
37. T. Liu, *Learning to Rank for Information Retrieval*. Springer, 2011.
38. Z. Cao, T. Qin, T. Liu, M. Tsai, and H. Li, "Learning to rank: from pairwise approach to listwise approach," in *ICML*, 2007, pp. 129–136. [40] M.E. Glickman, "A comprehensive guide to chess ratings," *American Chess Journal*, vol. 3, pp. 59–102, 1995.
39. P. Dangauthier, R. T. Minka, and T. Graepel, "Trueskill through time: Revisiting the history of chess," in *NIPS*, 2007, pp. 324–345.



37. T.-K. Huang, C.-J. Lin, and R. C. Weng, "Ranking individuals by group comparisons," in ICML, 2006, pp. 425–432.
38. J.E. Menke and T.R. Martinez, "A bradley-terry artificial neural network model for individual ratings in group competitions," *Neural computing and Applications*, vol. 17, no. 2, pp. 175–186, 2008.
39. Elo, "The rating of chessplayers, past and present," in Batsford, 2008.
40. R. C. W. Tzu-Kuo Huang, Chih-Jen Lin, "Ranking individuals by group comparisons," in ICML, 2006, pp. 425–432.
41. T. R. M. J. E. Menke, "A bradleyterry artificial neural network model for individual ratings in group competitions," *Neural computing and Applications*, vol. 17(2), p. 175186, 2008.
42. H. D. R, "Mm algorithms for generalized bradley-terry models," *Annals of Statistics*, pp. 384–406, 2004.
43. S. Usami, "Individual differences multidimensional bradey-terry model using reversible jump markov chain monte carlo algorithm," *Behaviormetrika*, vol. 37(2), p. 135155, 2010.
44. S. Chen and T. Joachims, "Predicting matchups and preferences in context," in KDD, 2016, pp. 775–784.
45. J. Yang, L. A. Adamic, and M. S. Ackerman, "Competing to share expertise: The taskcn knowledge sharing community," in ICWSM, 2008.
46. J. L. Quan Wang and L. G. Bin Wang, "A regularized competition model for question difficulty estimation in community question answering services," in EMNLP, 2014, pp. 1115–1126.
47. X. Chen, P. N. Bennett, K. Collins-Thompson, and E. Horvitz, "Pairwise ranking aggregation in a crowdsourced setting," in WSDM, 2013, pp. 193–202.
48. D. E. Rumelhart, G. E. Hinton, and R. J. Williams, "Learning representations by back-propagating errors," *Nature*, vol. 323, pp. 533–536, 1986.
49. . Mikolov, I. Sutskever, K. Chen, G. S. Corrado, and J. Dean, "Distributed representations of words and phrases and their compositionality," in NIPS, 2013, pp. 3111–3119.
50. Q. V. Le and T. Mikolov, "Distributed representations of sentences and documents," in ICML, 2014, pp. 1188–1196.
51. C. D. M. A. Y. N. Richard Socher, Danqi Chen, "Reasoning with neural tensor networks for knowledge base completion," in NIPS, 2013, pp. 926–934.
52. R. S. Ryan Kiros, Richard S. Zemel, "A multiplicative model for learning distributed text-based attribute representations," in NIPS, 2014, pp. 2348–2356.
53. R. S. Z. Ryan Kiros, Ruslan Salakhutdinov, "Multimodal neural language models," in ICML, 2014, pp. 595–603.
54. B. Perozzi, R. Al-Rfou, and S. Skiena, "Deepwalk: Online learning of social representations," in KDD, 2014, pp. 701–710.
55. P. Wang, J. Guo, Y. Lan, J. Xu, S. Wan, and X. Cheng, "Learning hierarchical representation model for nextbasket recommendation," in SIGIR, 2015, pp. 403–412.
56. S. L. G. X. Dongjing Wang, ShuiGuang Deng, "Improving music recommendation using distributed representation," in WWW, 2016, pp. 125–126.
- A. A. Saurabh Kataria, "Distributed representations for contentbased and personalized tag recommendation," in ICDM Workshops, 2015, pp. 1388–1395.