

IMPROVEMENT IN SEISMIC PERFORMANCE OF BUILDING WITH BRB'S.

ROHAN SUNIL PAWAR^{#1}, JAGRUTI PATIL^{*2}

[#]PG STUDENT, DR VISHWANATH KARAD, MITWPU, PUNE, INDIA.

¹rohanpawar1020@gmail.com, ²jagruti.patil@mitwpu.edu.in

Abstract-(BRBs) are a somewhat ongoing improvement in the field of seismic-safe steel structures. Their unmistakable component is the non-clasping conduct regularly accomplished by encasing a steel center in a substantial filled cylinder, however choices have been proposed. Controlling the support from buckling improves malleability essentially and permits a symmetric reaction under pressure or pressure powers. The plan of BRB outlines should consider various explicit issues that are as of now not covered by Indian norms and guidelines.

This specific task looks at the utilization of BRB inside fortifying of built up substantial casing developments to meet seismic details dependent on Indian seismic plan and style code. Flexible reaction range examination just as nonlinear period verifiable past assessment is finished by taking a real designing model which experiences feeble first floor inconsistency as a result of extra expansion and heaps of only one story. With all the way to deal with comparable solidness just as removal based plan technique, clasping limited support factors are reasoned and accordingly are familiar with model BRB in ETABS using plastic wen form. 3 arrangements of clasping limited sections are broke down alongside normal supports. Presented to flexible status, the relationship in the middle of the fundamental cross piece of customary supports and BRB is concluded because of the definition of computing versatile bearing ability precisely where it's shown that the spot of run of the mill supports must be 1.25 events that of BRB for guaranteeing the very same by and large execution. The outcome uncover that Inverted V support design shown much better usefulness over single support just as V support setups just as X support arrangement, however not exhorted by Indian code, is mimicked just as applied to this particular undertaking and contains exhibited preferred execution more over some different arrangements, and furthermore the extra exploration about the helpful use on this support is generally suggested. Moreover, under movement of incredible seismic tremors, by nonlinear time chronicled past assessment, clasping controlled supports shown much better usefulness of reinforcing the construction just as succeed run over the need of code. Under this specific exact same condition, conventional supports misfortunes their bearing limit in view of unnecessary buckling.

Keywords: Nonlinear Time History Analysis; RC Frame Structure, Response Spectrum, Flexible First Story, Buckling Restrained Brace

1. INTRODUCTION

1.1 Introduction

Steel supports have for some time been utilized for both breeze and seismic-safe designs. In the seismic field of utilization, continued locking in pressure is the wellspring of solidarity and solidness debasement. A generally ongoing improvement is the "clasping controlled support" (BRB), which is an extraordinary kind of support with worldwide clasping restrained by a suitable framework. The evasion of worldwide clasping suggests pressure power uprooting conduct basically the same as the reaction displayed under strain powers.

Tremors bring about monetary misfortunes notwithstanding misfortunes of lives in light of breakdown of structures. All through a genuine seismic tremor occasion the essential underlying components as bars just as sections are fundamentally influenced. On the off chance that an improvement is put through seismic pattern, incredible degree of energy is circulated inside in the level and the structure of mischief supported by the construction relies on the scattering of the energy. In this way an underlying specialist includes fantastic worry inside planning seismic tremor opposing framework to dissipative force proficiently in the construction.

The principle highlight of an energy dispersal segment is diminishing the harm inside essential underlying parts. Bracings are generally familiar with balance out the system against the sidelong loads made due to wind, seismic tremors and so forth Principle burden to standard propping might be the corruption of support strength under pressure on account of clasping of the entirety of the support. BRB is a decent answer for this specific issue. Clasping limited supported casing gadget is nevertheless one this sort of tremor opposing as that is undeniably more compelling contrasted with regular concentric supports.

1.2 Buckling Restrained Braces (BRB)

(BRBs) are a reasonably as of late accessible headway inside the space of sidelong burden opposing constructions. The main creation on BRB started in 80's just as its evaluation got site in profound mid-80. while in 90's it was really applied around Japan just as because of the great reaction of its, this specific mechanical development was moved in US inside 1998 whose evaluation just as recreation required spot in profound 1999 after which appropriately applied wearing undertakings that are significant just after 2000. In 2000, the absolute first BRB gadget is utilized in North America being a principle parallel opposing project at giving UC Davis. The figure one uncovers the various stages inside the improvement of BRB. The possibility of BRB was first conceptualized by Wakabayashi a Japanese designer. The absolute initially clasping controlled support which was involved dull steel plate sandwiched between built up substantial boards.

The essential component of BRBs is comprised of a steel place that is encased by substantial that is shown with figure two. The region in the middle of the cylinder just as support is stacked with a substantial like materials just as an exceptional covering is utilized towards the support to keep it of holding on the substantial. In this manner that here, the help can undoubtedly slides with

respect on the substantial filled cylinder. The substantial stacked tubing supplies the fundamental control all through cyclic stacking. The essential burden opposing perspective in BRB could be the steel community, and furthermore the general clasping on the essential steel is gone against through the limiting component provided by the external panel.

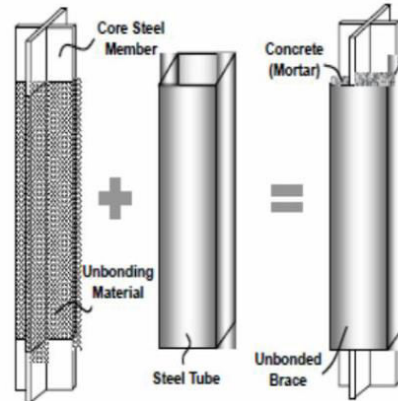


Fig -1.1: Schematic of buckling restrained brace

1.3 Advantages BRBs offer the following advantages

- ☐ Simple demonstrating of the cyclic conduct of its for inelastic assessment
- ☐ It may effectively be connected to the primary program utilizing a shot or even stuck connection with gusset plates
- ☐ Stable hysteretic conduct just as generous energy dispersal limit
- ☐ Limited affectability to harmless to the ecosystem circumstance changes
- ☐ Design adaptability inside the quantity of similarly strength and solidness of whole underlying arrangement of a development
- ☐ Doesn't for the most part require primary establishment and individuals fortifying.
- ☐ It produces inside every pressure and strain
- ☐ It's easy to embrace for seismic retrofitting
- ☐ BRB activity similar to a primary breaker and through seismic event harm is concentrated inside the BRB segment. The BRB segment can without much of a stretch if necessary be supplanted following a genuine seismic event.

- Based on the arrangement used, BRBF's will give decreased establishment parcels than comparable shear divider structure strategies.

1.4 Disadvantages However, BRBs have some disadvantages

Not enough returning component

- Lack of conditions for recognizing just as looking at harmed supports
- Ductility characteristics unmistakably affected by the math just as material kind on the yielding steel essential fragment

1.5. Innovative uses for BRBs

BRBs have been used on a few sorts of structures like places of business, medical clinics, retail, vehicle leaves, multi-story private, schools, strict, fields and arenas and mechanical and non-building structures.

Buckling Restrained Braced Frames (BRBFs) are an exceptionally appealing seismic safe primary framework in light of the great proportion between seismic viability and low to medium expense compared with other non-customary energy scattering measures. The adequacy is because of the moderately high solidness, contrasted and traditional second safe casings, and the huge energy scattering limit, contrasted and old style concentrically propped outlines. One deficiency of BRBFs is the penchant to enormous lingering relocations, which is in reality a trademark conduct of any versatile plastic gadget. Be that as it may, adaptable MRFs utilized in mix with BRBFs can give huge post-yield solidness and resulting re-centring capacity

1.6 Detailed Study of BRB elements and systems

A) Experimental and b) theoretical may be split into research investigations on BRB components, sub-assemblies and full-scale structure. Several subjects might be recognised within each of the two main subjects, for example:

a) Experimental tests:

- a1) Minimum casing stiffness: This subtopic involves research on the needed minimum casing stiffness. This subtopic obviously includes the intensity and distribution of forces transferred from the steel core to the casing.
- a2) Low cycle fatigue and deformation capacity: This subtopic entails determining the ductility capacity for various cyclic loading histories.
- a3) Connections: This subtopic entails determining how the strength and flexibility of connections between braces and neighbouring frame parts may affect the overall system's seismic performance.
- a4) The effect of an unbonding layer or void: This subtopic investigates how different forms of steel core-casing interfaces affect brace performance.

b) Numerical studies:

b1) Seismic performance of frames with BRBs: Numerical investigations of the overall seismic performance of frames with BRBs are included in this subtopic. The ductility and energy dissipation demands for BRBs, as well as the force demands for non-dissipative parts and connections, are all statistically evaluated.

b2) BRB finite element models: This subtopic entails the creation of finite element models that reproduce experimentally observed behaviour.

1.7 Numerical studies

A few theoretical studies have been conducted in the recent decade to examine the seismic performance of steel buildings equipped with BRBs. BRBFs are prone to (1) rather substantial residual drifts and (2) plastic deformation demand concentration at one or a few storeys. The low post-yield rigidity of BRBs is definitely to blame for these flaws. In order to eliminate residual drifts, propose developing dual systems with BRBFs and moment-resistant frames (MRFs), which give some post-yield rigidity (thus re-centring capacity). The determination of the highest predicted ductility demand for braces is another key aspect that has been addressed via numerical simulation. Maximum ductility requirement values up to 26 were calculated using six ground motions scaled to the maximum predicted design intensity (i.e. 1.5 times larger than the design level intensity).

1.8 Problem Statement

Many existing RC buildings and Steel Frames do not fulfil current seismic code lateral strength standards, making them vulnerable to considerable damage in the case of a future earthquake. Nonlinear time history analysis was used to evaluate the seismic performance of a steel moment-resisting frame (SMRF). Energy Dissipating Devices (EDD) were used to strengthen the lateral strength of the building. These devices might be used alone or in combination. The buckling restrained braces (BRB) are found to be effective at all levels of seismic study, considerably improving the performance of the RCC and steel frame.

1.9 Scope of project

Buckling Restrained Braces (BRB) are ongoing created underlying framework which has a steady energy dissemination property. Fundamental benefit of BRB is its capacity to yield both in pressure and pressure without clasping, in this way getting a steady hysteresis circle. The BRB support set in a concentric edge is named as BRBF framework. Clasping limited supported edges (BRBFs) are an exceptionally alluring seismic safe underlying framework due to the great proportion between seismic adequacy and low to medium expense compared with other non-ordinary energy dissemination measures.

1.10 Objective

- 1- Looks at how BRB can be used to enhance reinforced concrete frame structures to meet seismic requirements.
- 2- Conduct a structural analysis using Etabs software if the materials are found to be acceptable.

3- By analysing all of the data, recommending the use of the content inside earthquake-resistant structures. By performing nonlinear historical research, you can save time and money.

2. LITERATURE REVIEW

A review of literatures is presented below summarizing the various works done by different scholars and researchers on BRB.

Victor Baca et.al (2021) (1) Controlling vibrations and damage in classic reinforced concrete (RC) buildings during earthquakes is a difficult issue, according to the author. It necessitates the adoption of novel techniques to improve the seismic behaviour of concrete structures. To achieve this goal, we develop RC buildings with buckling restrained braces (BRBs) in this work. For this aim, three traditional RC framed structures with 3, 6, and 9 story levels are designed by using the well-known technique no dominated sorting genetic algorithm (NSGA-II) in order to reduce the cost and maximize the seismic performance. Then, equivalent RC buildings are designed but including buckling restrained braces. Both structural systems are subjected to several narrow-band ground motions recorded at soft soil sites of Mexico City scaled at different levels of intensities in terms of the spectral acceleration at first mode of vibration of the structure $S_a(T_1)$. Then, incremental dynamic analysis, seismic fragility, and structural reliability in terms of the maximum inter story drift are computed for all the buildings. For the three selected structures and the equivalent models with BRBs, it is concluded that the annual rate of exceedance is considerably reduced when BRBs are incorporated. As a result, as compared to ordinary reinforced concrete buildings, the structural reliability of RC buildings with BRBs performs better. The usage of BRBs is a good alternative for improving the strength and seismic behaviour of RC buildings subjected to strong earthquake ground vibrations, and hence the structural reliability of these structures.

Liang L et.al (2020) (2) look for a researcher Damage to a concrete wall generated by a major earthquake is typically concentrated near the bottom of the wall, posing a serious threat to the steel-concrete hybrid structure's safety and making earthquake rehabilitation extremely difficult. A steel-concrete hybrid structure with buckling restrained bracing is built and tested on a shaking table at a size of 1/10 in this study. To begin with, the mechanical properties of the BRBs are acquired through a static reacting to stacking test. In, the unique properties and seismic reaction of the steel-substantial half and half design with BRBs are acquired through shaking table tests. (e results show that (1) the energy dispersal limit of the BRBs is generally excellent, and none of the BRBs clasp during the shaking table tests; (2) the steel shafts and segments are fundamentally in a flexible state; (3) every one of the breaks on the substantial divider are miniature breaks, which are broadly disseminated in floors 1–8 of the substantial dividers; (4) the most extreme bury story float point arrives at 1/40, which demonstrates that the malleability of the steel-substantial mixture structure is awesome. Finally, BRBs can increase the seismic performance of steel-concrete hybrid structures greatly.

DipakVasatraoPatil et.al (2019) (3) BRBs allow for extremely high compression strength in this material. The effective length of the core can be deemed zero because there is no change in available material strength owing to instability. The brace can achieve high ductility by restricting inelastic behaviour to axial yielding of the steel core. In this way, the hysteretic execution of these supports is like that of the material of the steel center. Supports with center materials that have huge strain solidifying additionally will display strain solidifying. Since the strains are not amassed in a restricted locale like a plastic pivot, the supports can disseminate a lot of energy. Testing has set up the supports low-cycle exhaustion life; this limit is well in abundance of requests set up from nonlinear unique examination. Such examinations likewise show that utilizing supports with this kind of hysteretic conduct prompts frameworks with awesome execution. Floats are required to be essentially lower than the particularly concentric propped outline (SCBF) due BRBs conduct. BRBFs reaction to seismic stacking gives a lot higher certainty level in sufficient execution than does the conduct of concentrically supported edge (CBF). Scientific investigations of the reaction of BRBF additionally have been utilized to appraise the greatest flexibility requests on BRBs. BRBs should be planned and itemized to oblige inelastic misshapenings without allowing bothersome methods of conduct, like generally speaking unsteadiness of the support or direction of the non-yielding zones of the center on the sleeve.

M. Alborzi et.al (2019) (3) A buckling-restrained brace (BRB) is a type of bracing system that has an appropriate energy dissipation behaviour and does not buckle when subjected to compression pressures. However, because to the BRBs' low post-yield stiffness, significant residual deformations are observed in intense ground vibrations. The seismic presentation of a cutting edge sidelong burden opposing framework, which is known as the mixture BRB, and its traditional partner are evaluated and thought about in this paper. Various plates with various pressure strain conduct are utilized in the center of this new imaginative framework, and this is its distinction with the existent BRBs. Nonlinear static and gradual unique examinations are done for three structure outlines with various primary statures, which utilize traditional and half and half BRB frameworks. To do reaction history investigations, the FEMA P695 far-field tremor record set was embraced in various risk levels. The half breed BRBs are displayed to have predominant seismic execution in examination with the traditional frameworks dependent on the reaction change factor and the harm measures including lingering removals and between story float proportions

RamazanOzcelik et.al (2017) (4) This paper presents a trial examination of (BRBs) with new end limitations and packaging individuals (CMs). The part tests for ten BRBs with CMs comprising of cement filled steel tube (unbounded), plain concrete, plain cement wrapped with Fiber-Reinforced Polymer (FRP), supported concrete and a developed segment were tried up to a center plate (CP) strain of 2.0%. In unbounded BRBs, an excessive part is normally accessible on the CP. This part might be a contender for clasping during cyclic trips. Henceforth the two finishes of the BRBs at the over the top piece of the CP should be controlled all the more viably.

The developments of BRBs in the current examination were that extra end restrictions were added at the intemperate aspect of the CP at the two finishes, separation material was utilized, and a more efficient CM was utilized. These new end restrictions comprised of empty steel areas and steel plates welded to one another and were connected to the CM. The testing of the further developed BRBs showed that the cyclic presentation of the BRBs was good up to a CP strain of 2.0%. The energy scattering limit of the BRBs was discovered to be essentially reliant upon pressure strength change factor, β , and strain solidifying change factor, ω . Therefore, the further developed BRBs with adequate firmness to oppose out-of-plane clasping at the two closures have satisfactory cyclic execution as per the test outcomes. Besides, the association subtleties in particular slip basic, segregation materials, and their application procedures have additionally been examined for the further developed BRB plan in this investigation. DiaEddin

Nassani et.al(2017)(5) In this paper an examination of the seismic reaction of steel outlines is completed utilizing various kinds of propping frameworks to be specific X braced outlines, V supported edges, modified V supported frames, Knee propped edges and zipper propped outlines. The steel outlines are displayed nonlinear static and dynamic investigation is completed in four diverse tallness levels. The casings comprise of three inlets and steel supports were embedded in the center sound of each edge. The underlying reactions of casings are concentrated as far as limit bend, float proportion, worldwide harm list, base shear, story removals, rooftop uprooting time history and plastification. The outcomes showed a decent improvement in the seismic opposition of edges with the fuse of propping. The outcomes uncovered that the supporting components were extremely successful in lessening floats since the decrease of bury story floats as for unbraced edges were on the normal 58%. Additionally steel supports impressively decreased the worldwide harm record.

HamdyAbou-Elfathet.al(2016)(6) This investigation assesses the seismic updating of a 6-story RC building utilizing single corner to corner clasping limited supports. Here seismic assessment study is done utilizing static weakling examination and time history investigation. Ten ground movements with various PGA levels are utilized in the investigation. The mean in addition to one standard deviation upsides of the rooftop float proportion, the most extreme story float proportion, the support pliability factors and the part strain reactions are utilized as the reason for the seismic exhibition assessments. The outcomes got in this investigation show that fortifying of RC structures with clasping controlled supports is a proficient method as it essentially expands the PGA limit of the RC structures. The outcomes likewise show the increment in the PGA limit of the RC working with the expansion in the measure of the supports

H.R. MagarPatilet.al (2015) (7)In this research, nonlinear time history analysis was used to examine the seismic performance of a modified steel moment-resisting frame (SMRF). To build a modified frame, the basic bare SMRF was first lowered in strength and then increased by installing passive energy dissipation devices (EDDs). Both rate-dependent and rate-independent devices are included in passive EDDs. A rate-dependent device is a viscous fluid damper (VFD),

whereas a rate-independent device is a buckling-restrained brace. The use of these devices, either alone or in combination, improved the lateral strength of the structure. For incremental dynamic analysis, seven scaled time-history records were used. The lateral displacement profile of the skyscraper demonstrates the stiffness influence on the stories. The VFD was proven to be an effective EDD since it increased the frame's performance at all stages of seismic analysis.

Hector Guerrero et.al (2016)(8) This paper proposes a strategy for starter Performance-Based Seismic Design (PBSD) of low-ascent structures gave Buckling Restrained Braces (BRBs). It is accepted that an edge structure secured with BRBs, named as a double construction, is reasonably addressed by a double single-level of opportunity (SDOF) oscillator whose parts yield at various removal levels. The definition of the strategy is introduced for SDOF structures. Here this improvement is approved utilizing a contextual analysis model. Correlation of the reactions among traditional and double constructions shows that, when planning double constructions, the normal act of utilizing customary plan spectra may prompt one-sided plans. One of the primary benefits of the technique is that, during its application, data valuable for primer and fast evaluation of designs is produced, working with the use of the PBSD reasoning. A contextual investigation model is directed to show its materialness and its potential for fundamental appraisal of constructions. Here principle limit is that this strategy is substantial for low-ascent standard structures with unbending in-plane stomachs, and whose unique reaction is constrained by their central method of vibration.

Sh. Hosseinzadehet.al (2016) (9) In this paper All-steel clasping limited supports (BRBs) are a recently evolved principle variety is that here common BRBs attributes, for example, weight and restoring of center mortar are upgraded. In these examination Finite component (FE) models of all steel BRBs with changed calculations were exposed to cyclic investigations. The agreeable support calculations that limited flimsiness of the center segment while boosting energy scattering limit were then recognized. Bilinear FE-determined spine bends of the chose BRBs were hence utilized in the delegate support components to retrofit three 4-, 8-, and 12-story outlines. The upsides of these supports were featured by drawing execution correlations against customary supports. Nonlinear static and dynamic reactions of the casings with all-steel BRBs were additionally surveyed as far as boundaries, for example, greatest inelastic disfigurement interest.

Jiulin Bai et.al(2016)(10) In this examination, an exhibition based plastic plan (PBPD) strategy for double arrangement of clasping limited propped supported substantial second opposing casings (RC-BRBFs) is created. Trilinear power deformity relationship of the double RC-BRBF framework was approximated as the bilinear limit bend to infer the yield removal. The plan base shear was resolved dependent on the energy balance condition which represented the energy dissemination limit evaluated by Large Takeda model. Plastic plan technique was introduced to determine the part interior powers.

Creator proposed procedure was confirmed through a 5-and 10-story RC outline structures with chevron-designed BRBs. Mathematical model was set up and approved to survey the seismic exhibition through nonlinear static sucker investigation and time history examinations utilizing FEMA P695 suggested ground movements. The insightful outcomes show both RC-BRBFs can accomplish the expected presentation levels as far as limit bends, yield component, story float proportion conveyance, remaining float, most extreme pliability and combined malleability requests. Besides, the created plan strategy can be handily stretched out to other BRB arranged double primary frameworks to accomplish the ideal seismic exhibition.

OzgurAtlayan et.al (2014) (11) This paper presents another underlying steel framework called half and half clasping limited propped outline (BRBF). The "half breed" term for the BRBF framework comes from the utilization of various steel materials, including carbon steel (A36), superior steel (HPS) and low yield point (LYP) steel in the center of the support. In this examination Variety of BRBF models are investigated with nonlinear static sucker and nonlinear gradual unique examination and correlation is completed with seismic conduct of standard and crossover BRBF frameworks. Results shows that Hybrid BRBF frameworks are displayed to have a huge improvement over standard BRBF frameworks as far as different harm measures remembering a huge decrease for the risky leftover removals of the standard BRBFs

QuanGuet.al (2014) (12) This paper shows the determination of reaction sensitivities for a hysteretic model explicitly produced for clasping limited supports (BRBs) to give a device that can be utilized to assess the impact of BRB constitutive boundaries on underlying reaction just as a device in angle based strategies in primary streamlining, underlying unwavering quality investigation, and model refreshing. Results for a contextual investigation comprising of a steel outline with BRBs exposed to seismic info are accounted for to represent the impact on worldwide and neighborhood primary reaction amounts of the BRB constitutive boundaries. Likewise, the inferred reaction sensitivities are utilized in a mimicked limited component model refreshing issue to show the productivity of DDM over FDM. This work opens the best approach to numerous applications and possibilities, for example, affectability examination of complex BRB plan arrangements, execution based determination of ideal BRB properties, improvement and utilization of advancement based plan techniques

3. RESEARCH METHODOLOGY

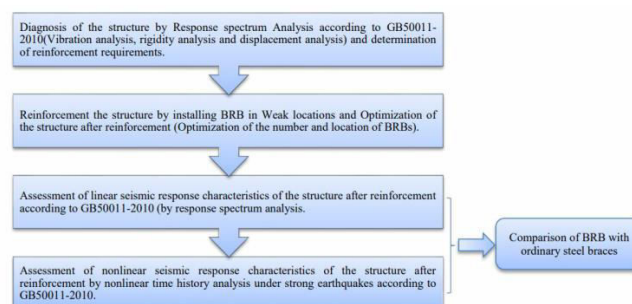


Figure 3.1. Flowchart of the research methodology

3.1. Real Engineering Case Study

3.1.1. Description of Engineering Model

The basis for this project is a three-story reinforced concrete frame building (Figure 3.2) with a height of 16.5 metres, which was completed in 2008. The structure was built in accordance with Indian regulations. After construction, a large machine was installed on the rooftop that had not been anticipated during the analysis and design stage, and another floor was built to cover the machine, necessitating rechecking and strengthening of the original structure against new loads. The building is located in seismic fortification intensity of 7 and seismic acceleration of 0.1g and structural design service life of the building is 50 years. The structure has a seismic fortification intensity of 7 and a seismic acceleration of 0.1g, and the building's structural design service life is 50 years. The building comprises columns and beams of various sizes, with the largest columns measuring 700 mm and the largest beam being 350 950 mm, and the slab measuring 200 mm. All parameters from engineering drawings are taken into account when modelling the structure, which is made entirely of M30 concrete.

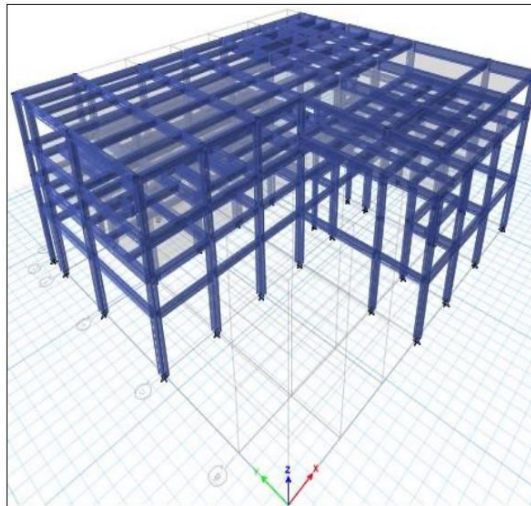


Figure 3.2. Engineering Model (ETABs)

3.2. Structural Diagnosis of Engineering Model

ETABS software is used to calculate maximum displacement, maximum drifts, and frame stiffness utilising response spectrum analysis of the engineering model. The highest displacement is on the last level, as shown by three modal shapes: translation in X direction (Figure 3.3.a), translation in Y direction (Figure 3.3.b), and rotation (Figure 3.3.c).

Weak areas are identified by comparing the results to the "Code for Seismic Design of Buildings" GB50011-2010, which states that the maximum drift ratio must be less than 1/550, the maximum period ratio must be less than 0.9, and the storey stiffness of the floor must not be less than 70% of the upper floor stiffness and 80% of the average of all above floors). The modal results (Table 3.1, Figure 3.3) reveal that the building complies with the code's vibration criteria.

Table 3.1. First three Modal Periods

Mode	Period(seconds)
1	0.866
2	0.748
3	0.7

The period ratio of the structure is 0.8 and meets the vibration requirements. The story displacement results (Table 3.2), maximum story drift (Table 3.3) and the story stiffness (Table 3.3) are shown below.

Table 3.2. Story displacement

Story	Elevation (m)	Location	X-Dir (mm)	Y-Dir (mm)
Story4	16.5	Top	19.185	15.041
Story3	12	Top	16.62	13.066
Story2	9	Top	12.671	10.851
Story1	5.8	Top	9.569	7.365
Base	0	Top	0	0

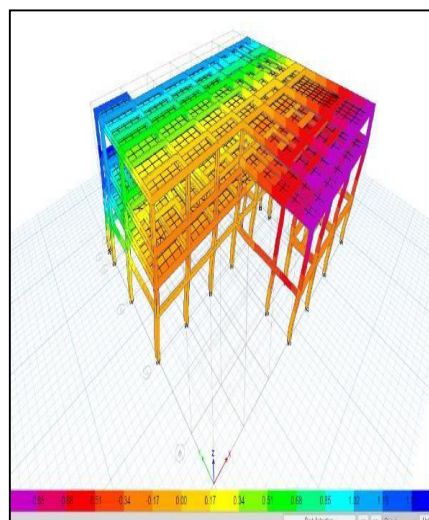
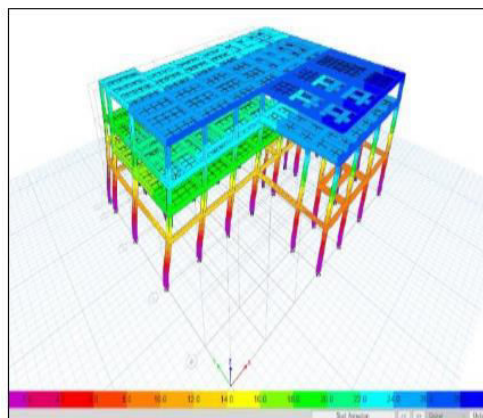
Table 3.3 Maximum story drift

Story	X-Dir	Y-Dir	
Story 4	0.000585	0.000535	GB50011-2010 CONFORM NOT CONFORM CONFORM CONFORM
Story 3	0.001848	0.001427	
Story 2	0.001788	0.001349	
Story 1	0.001514	0.00127	
Base	0	0	

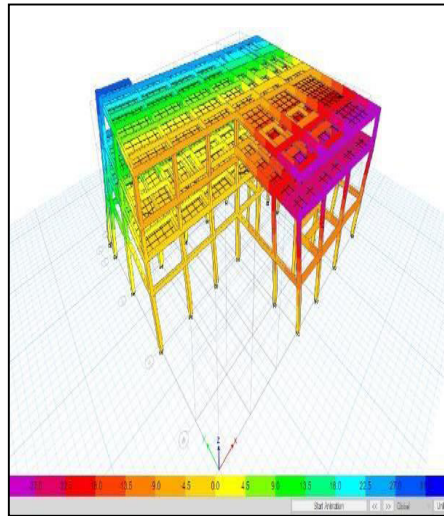
Table 7. Frame Stiffness

Story	X-Dir (<i>kN/m</i>)	Y-Dir (<i>kN/m</i>)	GB5001 1-2010
Story4	350845. 3	453212. 6	conform
Story3	325892. 7	456531. 2	conform
Story2	340911. 1	473235. 4	conform
Story1	222887. 3	311615. 6	Weak first story
Base	0	0	

(a)



(b)



(C)

Figure 3.3. First, second and third mode of vibration respectively

Model	SINGLE BRB	XBRB frame	INVERTEDVBR BFrame
1	0.498	0.415	0.48
2	0.468	0.401	0.438
3	0.356	0.3	0.33

Table 4.1 Periods of first three modes of strengthened frame schemes (in seconds)

According to the results of the elastic response spectrum analysis, the frame construction will have a weak first storey, which will result in concentrated deformation of the first storey with horizontal stiffness that does not meet Indian standards. This is owing to the fact that the first level lacks appropriate lateral bearing features due to the structure's planned usage.

Furthermore, the third storey does not meet the standard's criterion for elastic storey drift, causing the building to fail before reaching the elastic plastic stage. This is owing to the added load and one storey, which resulted in an increase in the building's total mass.

As a result, reinforcement of the frame structure is required to improve the stiffness of the flexible floor and reduce the structure's lateral displacement.

4. RESULT AND DISCUSSION

4.1. Analysis Results of Strengthened Engineering Model

The response characteristics of the strengthened building were determined using response spectrum analysis under the identical stress conditions as the original frame.

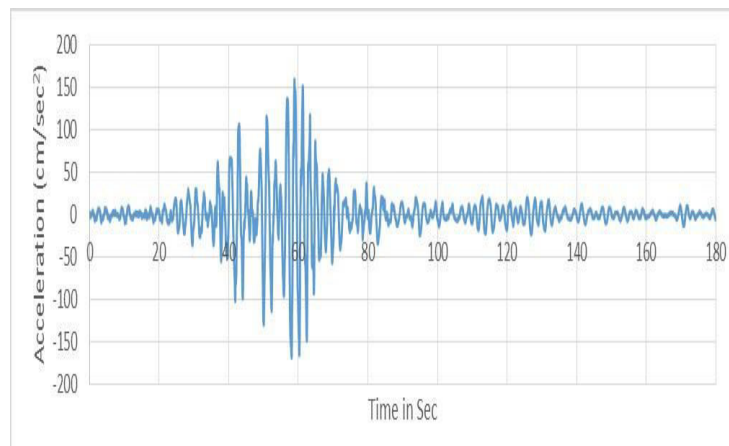
Modal Analysis

Table 9 shows that for both models, including strengthened and original frames, there is a continual vibration of the structure. The vibration time of a single brace plan, on the other hand, is longer than that of other methods.

4.2 Time history analysis

All of the models are subjected to a linear time history analysis utilising the linear direct technique of integration with the Hilber Hughes Taylor method in the x-direction. Figure 4.1 depicts the utilisation of ground motion data.

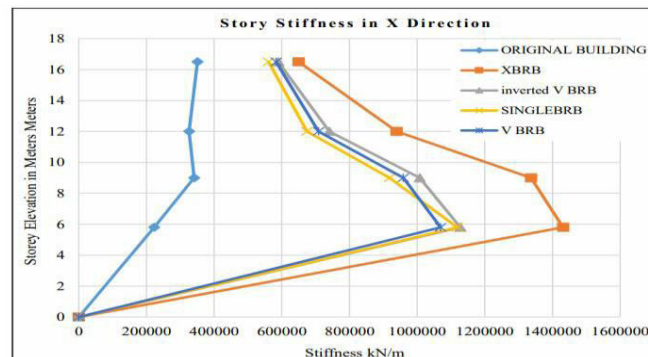
Figure 4.1: Ground acceleration time history



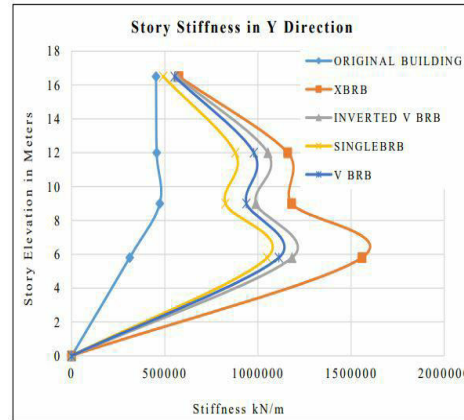
Rigidity Analysis

The overall stiffness of the structure improved by BRB has increased, while the vibration period has decreased, as seen in the figures below (Figure 4.2). The period ratios of both the X and V BRB schemes are less than 0.9, satisfying the requirement that the structure's torsional stiffness be less than its lateral deformation stiffness.

In comparison to other configurations, the X direction stiffness (Figure 4.2.a) and Y direction stiffness (Figure 4.2.b) of the frame structure enhanced by X BRB configurations has substantially risen.



(a)



(b)

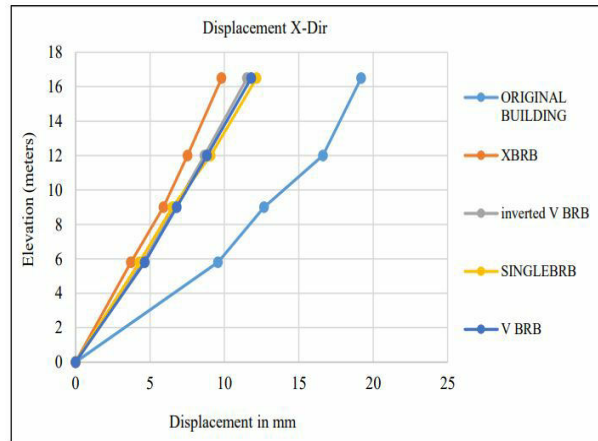
Figure 10. Stiffness of original binding and strengthened building

Lateral Deformation Analysis

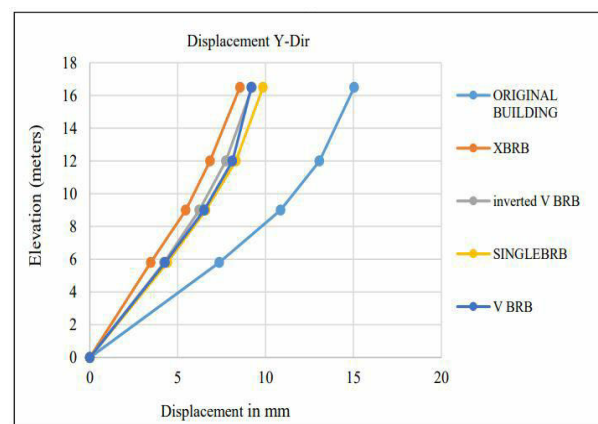
The findings reveal that the four BRB configurations were able to strengthen the structure while still adhering to the Indian design code.

When compared to other configuration types, the lateral displacement of the reinforced concrete frame structure enhanced by X BRB (Figures 4.3.a and 4.3.b) drops the most. Furthermore, a single BRB strengthened frame has a higher drift ratio, implying that, while all BRB reinforcement configurations comply with the standard, a single BRB reinforced frame is not a good choice in comparison to others.

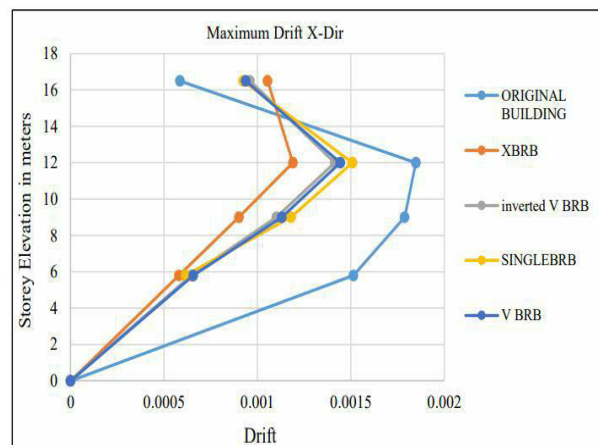
Under frequent earthquakes, the inter-story drift ratio of reinforced concrete frame structures shall not exceed 1/550 (approximately 0.00182), according to the Indian seismic code for buildings. It can be observed in Figures 4.3.c and 4.3.d that the drift ratio of the strengthened building fits the requirements. The structure strengthened by X, V, and single BRB meets the criteria of the appropriate design parameters, with the minimum drift ratio for the X BRB configuration. The stiffness of the frame reinforced by a single brace configuration is lower than that of other configurations, implying that the single brace still has the advantage of a minor increase in the stiffness of the frame structure after reinforcement, compared to other configurations. This single BRB layout may be advantageous for the tallest building when the topmost floors have to be fortified in order to lessen the seismic effect of the enhanced structure



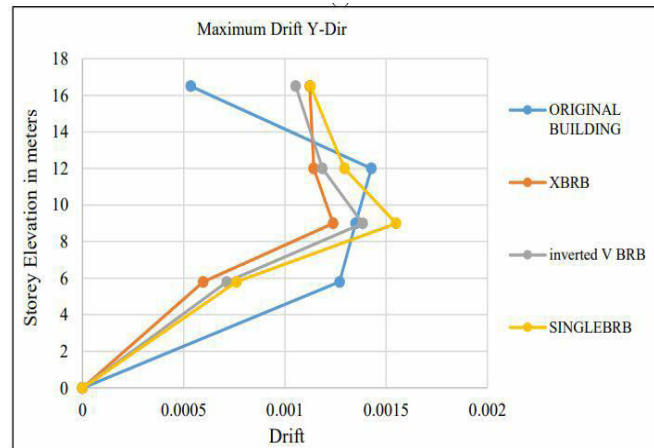
(a)



(b)



(c)



(d)

Figure 4.3. Maximum floor displacement and drift ratio of original binding and strengthened building

4.3. Comparison between Ordinary Braces and Brb Strengthened R-C Frame Structure

regular braces and BRB are highlighted:

The bearing capacity of ordinary braces are determined by

$$N_b = \frac{\phi A f}{1 + 0.35 \gamma_n}$$

And that of BRB is determined by $N_b = 0.9 A f_y$.

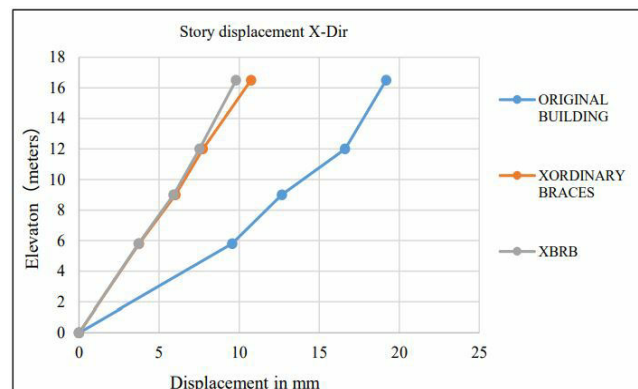
With, ϕ : stability coefficient of compression members; A : The cross-section area of the brace; λn : Adjusted slenderness ratio of the brace

$$\gamma_n = \left(\frac{\lambda}{\pi} \right) \sqrt{\frac{f_{ay}}{E}}$$

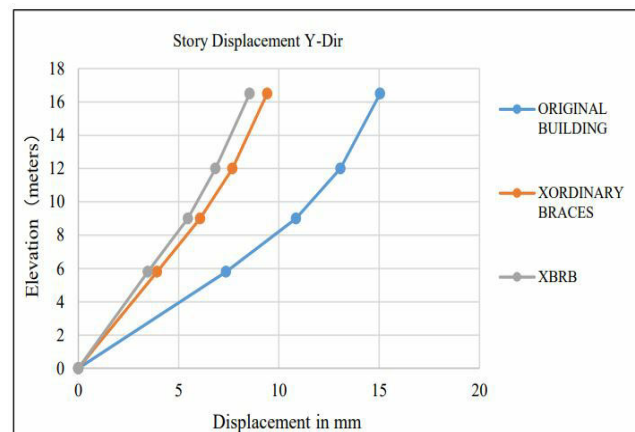
: The brace's slenderness ratio; f_{ay} : The steel's yield strength; E : The steel's elastic modulus.

In the plan of a standard support, the steadiness coefficient and slimness proportion are basic. As indicated by GB50017-2003, the steadiness coefficient for class an and class b FE500 steel is not exactly or equivalent to 1. At the point when a similar steel material and comparing regions are utilized for both common and clasping limited supports, the bearing limit of the clasping controlled support will be more noteworthy than that of the normal support, as indicated by the two flexible bearing limit equations. By comparing the two bearing limit equations, accepting a similar material is utilized for both clasping controlled supports and BRB, and taking the most extreme worth of the security coefficient, the necessary space of a customary support to accomplish a similar bearing limit as BRB is discovered to be 1.215 occasions that of BRB.

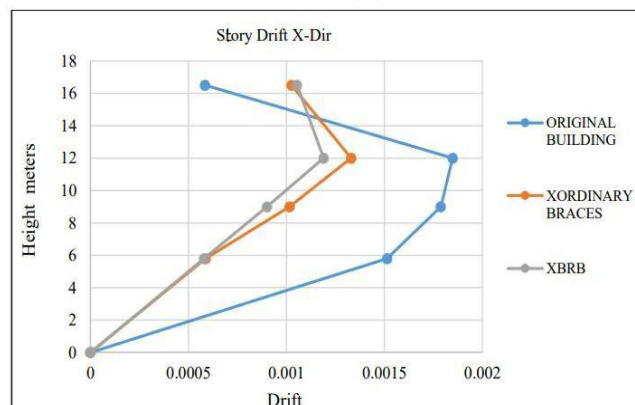
Ordinary braces with the same configuration (X type), material, and dimensions as BRB are installed at the same location in reinforced concrete frame construction as BRB to effectively compare seismic effect of the two types of braces



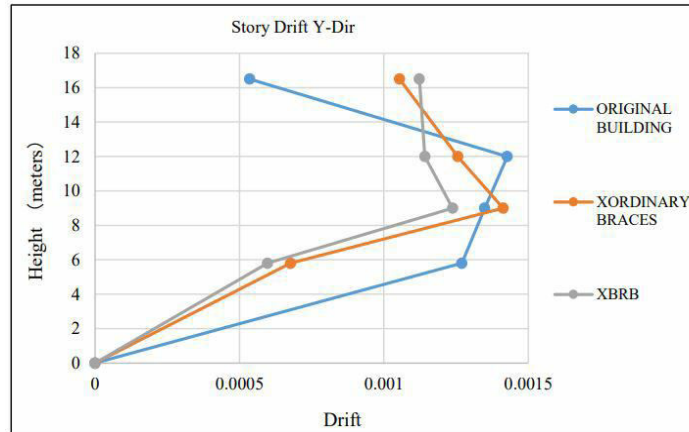
(a)



(b)



(c)



(d)

Figure 4.4. Stiffness of original binding and strengthened building by ordinary braces and BRB

The results in Figure 4.4 show that when subjected to small earthquakes, the reinforced concrete frame with ordinary braces meets the maximum drift ratio (Figure 4.4,c,d) and displacement (Figure 4.4,c, d) requirements for the Indian building seismic code.

Both the frame structure strengthened by ordinary braces and the BRB brace meet the specification's interlayer displacement requirements, but the drift for the structure strengthened by ordinary braces is greater than the drift for the BRB brace (Figure 4.4.c, d). Because the project examines the identical cross-section areas, this is the case.

Because all braces are designed to remain elastic during mild earthquakes, conventional braces with Indian requirements will have a greater area and hence a higher stiffness than BRB, resulting in a lower drift ratio and building horizontal displacement than BRB.

Because the larger cross section area of a conventional brace is more expensive, it may be recommended when project cost is not a consideration.

At the point when just unbending nature and bearing limit are required, both BRB and standard supports can be used, anyway the previous is more financially savvy while the last has a superior inflexibility sway

4.6. Examination of a Strengthened Structure's Non-direct Time History

The structure reaction is accepted to react in a solely flexible way during versatile reaction range investigation, however because of the mathematical non linearity of the structure, material non linearity of some primary individuals, and conceivable seismic non linearity practices of some underlying individuals, it is helpful to perform non direct reaction range examination.

The nonlinear time history examination of the fortified structure under solid tremors is inspected in this investigation.

Selection of Seismic Waves

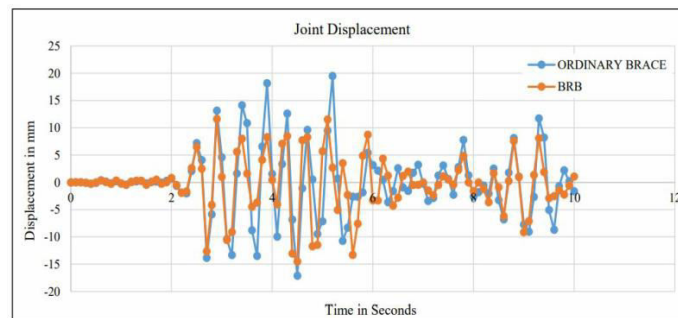
According to the Code for Seismic Design of Buildings in India, the genuine five severe earthquake recordings and two synthetic earthquakes were chosen based on the types of building sites and design earthquakes grouping.

The spectral features of the selected seismic waves were as close as possible to the building site's characteristic period, and the seismic waves' duration was chosen in line with the code.

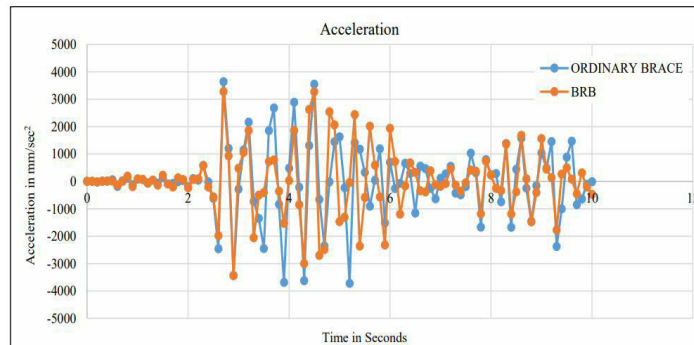
The reinforced structure's earthquake resistance was evaluated, and the joint displacement, acceleration, and base shear of the two types of braces were compared.

Result Analysis

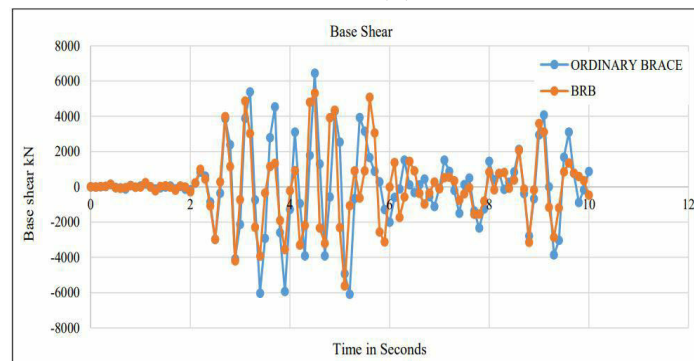
The results show that under rare earthquakes, the base shear (Figure 4.5.c), peak acceleration (Figure 4.5.b) and peak displacement time history (Figure 4.5.a) of BRB structure are smaller than those of ordinary braces. The buckling restrained braces provide additional damping ratio for the structure, which reduces the displacement response of the structure under earthquakes and reduces the damage of the main structure caused by earthquakes.



(a)



(b)



(c)

Figure 4.5. Time history results of Building strengthened by BRB and by ordinary braces

CONCLUSION

According to Indian seismic design requirements, both buckling restrained braces and regular braces can be employed for strengthening of reinforced concrete frame structures under the action of mild earthquakes, according to the results of elastic response spectrum analysis. This is owing to the fact that typical bracing will not buckle during mild earthquakes. When comparing the stiffness performance of ordinary braces with BRB braces, ordinary braces will require a larger cross-section area than BRB braces.

Ordinary braces fail more frequently due to excessive buckling, whereas buckling restricted braces remain stable, as seen by the superior performance of the frame structure constrained by buckling restrained braces compared to that of ordinary braces. Ordinary braces are not a safe option for bracing concrete frame constructions in areas where significant earthquakes are forecast.

Different BRB configurations are investigated. The results demonstrate that inverted V buckling restrained braces perform better than V BRB. This is due to the fact that while one member is under tension, another is under compression, and the force is directly passed to the column of the next lower floor in an inverted V brace. In the case of a V brace, however, the load will be passed to the beam and then to the column, affecting the bearing capacity.

References

- 1-Enhanced Seismic Structural Reliability on Reinforced Concrete Buildings by Using Buckling Restrained Braces, Hindawi Shock and Vibration, Article ID 8816552, 12 pages.
- 2-Liang Li, Guoqiang Li, and Tianhua Zhou, "Experimental Study on the Seismic Behavior of a Steel-Concrete Hybrid Structure with Buckling Restrained Braces," Hindawi Advances in Civil Engineering Volume 2020, Article ID 9232138, 20 pages.
- 3-Dipak Vasantrao Patil and C. M. Deshmukh, "Comparative Study of Conventional Braces and Buckling Restrained Braces in Steel Frame Structure," International Journal of Engineering Research and Technology (IJERT), Vol. 8 Issue 11, November-2019.
- 4-Alborz, M. H. Tahghighi and A. Azarbakht, "Numerical comparison of the efficiency of conventional and hybrid buckling-restrained bracing for seismic protection of short-to-midrise steel buildings," International Journal of Advanced Structural Engineering 11:439–454 (2019).
- 5-The development of buckling restrained braces with innovative end restrains, Ramazan Ozelik, Yagmur Dikiciasik, and Elif Firuze Erdil, Journal of Constructional Steel Research 138 (2017) 208–220
- 6-“Comparative Response Assessment of Steel Frames with Different Bracing Systems under Seismic Effect,” in ELSEVIER Structures 11 (2017) 229–242. Dia Eddin Nassani, Ali Khalid Hussein, and Abbas Haraj Mohammed, “Comparative Response Assessment of Steel Frames with Different Bracing Systems under Seismic Effect,” in ELSEVIER Structures 11 (2017) 229–242.

- 7- “Upgrading the seismic capacity of existing RC buildings using buckling restrained braces,” by HamdyAbou-Elfath, Mostafa Ramadan, and Fozeya Omar Alkanai, in *ELSEVIER Alexandria Engineering Journal* (2017) 56, 251–262.
- 8- “A method for preliminary seismic design and assessment of low-rise structures protected with buckling restrained braces,” *ELSEVIER, Engineering Structures* 123 (2016) 141–154. Hector Guerrero, TianjianJi, Amador Teran-Gilmore, J. Alberto Escobar, “A method for preliminary seismic design and assessment of low-rise structures protected with buckling restrained braces,” *ELSEVIER, Engineering Structures* 123 (2016) 141–154.
- 9- Sh. Hosseinzadeh and B. Mohebi, “Finite element analysis seismic evaluation of all-steel buckling restrained braces,” *ELSEVIER, Journal of Constructional Steel Research* 119 (2016) 76–84.
- 10- “Earthquake-resistant design of buckling-restrained braced RC moment frames utilising performance-based plastic design method,” JiulinBai and JinpingOu. *Engineering Structures* 107 (2016) 66–79, *ELSEVIER*.
- 11- “Numerical investigation of seismic performance of steel moment resistant frame with buckling-restrained brace and viscous fluid damper,” H.R. MagarPatil and R.S. Jangid. *The IES Journal Part A: Civil & Structural Engineering*, Taylor &Fransis, 2015.
- 12-“Hybrid buckling-restrained braced frames,” OzgurAtlayan and Finley A. Charney. *Journal of Constructional Steel Research*, vol. 96, no. 95–105, *ELSEVIER*, 2014.
- 13-“Effect of buckling restrained brace model parameters on seismic structural response,” by QuanGua, Alessandro Zona, Yi Penga, and Andrea Dall'Asta. *Journal of Constructional Steel Research*, vol. 98, no. 1, pp. 100–113, *ELSEVIER* 2014.